

We're in a Pickle





Year 2—Quarter 2 God's Big Plan

We're in a Pickle

Adam and Eve in a Pickle


We don't know how many blissful years (or decades or centuries) Adam and Eve spent in Eden. The next account we have is when things get very sad for them and they get into a big pickle.

The Bible tells us in Genesis 3:8 that Adam and Eve disobeyed God by eating of the fruit of the tree God had told them not to eat. The they "hid themselves from the Lord God among the trees of the garden."

This is usually what happens when we disobey our parents. We want to run and hide and we hope they will never find out what we did. None of us want to get caught and be punished.

God punished Adam and Eve. God always punishessin. No one can ever get away with it. God sent them out of the beautiful Garden of Eden where they had lived. He told them they could never return.

So...Because of Adam and Eve (and because of our own sins) we are all in a pickle. Now what? Well, the God who corrects us is also the God who plans our salvation.



Power Point

The God Who corrects is also the God Who plans our salvation.

MEMORY VERSE

Psalm 1:5, 6, "Therefore the wicked will not stand in the judgment, nor sinners in the assembly of the righteous. For the Lord watches over the way of the righteous, but the way of the wicked leads to destruction."

Object Lesson: Moldy Bread

SIN SPOILS

Point: A little bit of mold can ruin a sandwich. Just like a little bit of sin, without Jesus can keep us out of Heaven.

Items Needed: 1 Piece of good bread, 1 piece of moldy bread, a few paper napkins

What You Will Do:

You will pretend to make a sandwich using a piece of bread that is moldy, to demonstrate how even a little bit of mold can ruin a good sandwich. You will compare this to how even a little bit of sin, without Jesus can keep us from going to Heaven.

What You Will Say:

Hi kids! Man, I am hungry. I think I'll make a nice tasty sandwich. That sounds good doesn't it? (Take the good piece of bread and set it on a napkin)




Okay here's the first piece of bread. It's a great start to a tasty sandwich! (Take out the moldy piece of bread and make a yucky face.) Oh, Gross! This piece of bread has mold growing all over it! I'm not going to eat that!" How many of you would eat a sandwich made using moldy bread? Even a little bit of mold would ruin a great sandwich.

Apply: Sin has the same effect on us; God will not allow anyone with even a little bit of sin into Heaven. The bad news is the Bible says that all of us have sinned. *Romans 3:10* says, "There is no one righteous, not even one." The good news is that God loves us so much that He sent Jesus into the world to forgive our sins. If we ask Jesus to forgive us for the sins we have committed, and ask Him to become the Lord of our lives, He will. Then we can get into Heaven, because Jesus has paid the price for our sins.

Year 2—Quarter 2 God’s Big Plan

Activity: Happy Face, Sad Face

Have your students make happy/sad face paper plate crafts (or use cardstock) attached to jumbo craft sticks. Then play a game where you call out a behavior and they turn either the “happy” side or the “sad” side of their craft. Suggested examples:



Things That Make God Happy:

1. When you share your toys or help a friend in class.
2. When you tell the truth, even if you’re worried about getting in trouble.
3. Listening to your mom, dad, or teacher and following their instructions.

Things That Make God Sad:

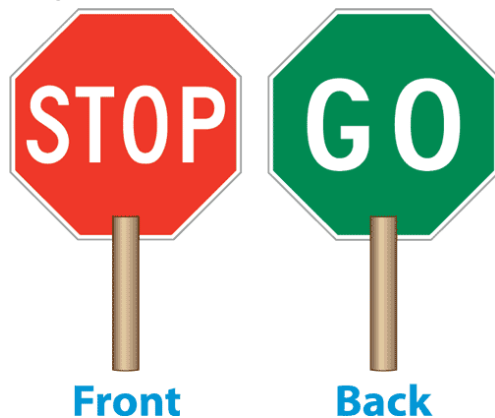
1. When someone is mean to others, like taking away their things or calling them names.
2. Telling lies that hurt people’s feelings and cause problems.
3. You have a lot of crayons and a classmate has none, but you don’t want to share.

Obey the Stop and Go Sign

Play a game to help your students understand what it means to obey instructions.

Make a stop and go sign for yourself to use. You can use red and green construction paper on jumbo craft sticks or wooden paint stir sticks.

Give instructions that your children can follow, like “hop up and down.” While you hold the GO sign up they will follow the instruction, but they must stop when the red STOP sign is held up.



Object Lesson: A Jar of Pickles

What does “in a pickle” mean?

Imagine you’re playing hide and seek, and you find a really good hiding spot. But oh no! You realize you’re stuck and can’t get out easily. That’s like being in a pickle! It means you’re in a tricky or difficult situation. It’s not about being a real pickle, the food, but more like being in a tight spot where it’s hard to find a way out.

This expression may have come from the way pickles are packed tightly into a jar.

Have a large jar of dill pickles (enough for each child to have one). Explain the process of making pickles from cucumbers.

Now, ask, “Can a pickle be turned back into a cucumber?” Allow discussion.

Apply by saying, “Just like Adam and Eve, all of us have disobeyed God in some way.

It would take a miracle to turn a pickle back into a cucumber, but that is exactly what God does with us. When we put our faith and trust in Jesus, He forgives us. He adopts us into His family and He restores us just as if we’d never sinned.

Give each child one of the dill pickles to eat at snack time.

Year 2—Quarter 2 God’s Big Plan

Small Group Discussion

Split the children into 6 groups. Assign each group a “truth” listed below. Have each group discuss what their “truth” means and then come back together in the large group to have them explain it to the class.

1. Adam and Eve sinned when they disobeyed God’s command. Genesis 3:1-6.
2. When Adam and Eve sinned, they separated mankind from the good life God had given to mankind. Genesis 3:10, 23.
3. When Adam and Eve sinned, they damaged mankind’s relationship with God. Genesis 3:8.
4. When Adam and Eve sinned, they brought physical suffering on mankind. Genesis 3:16-19.
5. God punished the sinners, Adam and Eve, and cursed the serpent who led Adam and Eve to sin. Genesis 3:14-19.
6. The effects of this single sin were felt not only by the sinners, but also all of mankind who followed. Genesis 3:15-19.

Questions to Get Kids Talking

When discussion lags, try asking one of these questions to get your kids talking:

1. If you wanted to make everyone on the planet smile, how would you do it?
2. What is one thing you would change about the world?
3. What is something that helps you fall asleep at night?
4. If the sky could rain food, what food would you like for it to rain down?
5. What is something that makes your family special?
6. When you are angry, how do you deal with those feelings?
7. What has been the best dream you ever had?
8. What do you think is the most difficult job in the world? Why?
9. If you could make a new animal, what would it be?
10. If you were told that you are leaving on a long trip today and can only bring one thing, what would you bring?
11. If you could be any age for the rest of your life, what age would you be? Why?
12. What is your favorite dessert?
13. What is your favorite word?
14. If you could pick one really nice thing to do for someone, what would it be, and who would it be for?
15. Would you like to be invisible? Why?



