



FOURSQUARE GOSPEL

E-Book
By Sammy Jamison

13 Lessons

Quarter 1 – The Foursquare Gospel

First Unit—Jesus Our Savior

- Lesson 1 — Introducing the Foursquare Gospel
- Lesson 2 — Jesus, Our Savior
- Lesson 3 — Jesus is the Answer
- Lesson 4 — Trusting Christ Alone


Second Unit — Jesus Our Healer

- Lesson 5 — Jesus, Our Healer
- Lesson 6 — Jesus is the Same Today
- Lesson 7 — Jesus' Healing Miracles

Third Unit — Jesus Our Baptizer with the Holy Spirit

- Lesson 8 — Jesus, Our Baptizer with the Holy Spirit
- Lesson 9 — The Day of Pentecost
- Lesson 10 — The Birthday of the Church

Fourth Unit — Jesus Our Soon Coming King

- Lesson 11 — Jesus, Our Soon Coming King
 - Lesson 12 — I Go to Prepare a Place for You
 - Lesson 13 — Be Ready for Jesus' Return
- 

Unit 1



Jesus Our Savior



Introducing the Foursquare Gospel

Aimee Semple McPherson

Aimee Semple McPherson was a special lady who loved to talk about God. She started a church called the **Foursquare Church**. Imagine a big building where people come to sing songs, pray, and learn about God. Aimee's church was like that! She even had a radio station where she talked about God and helped people feel better. People from all around the world joined her church. They liked to hear her speak and sing. Aimee was like a bright light shining in the sky, and her church still shines today!

Angelus Temple

Angelus Temple, located in **Los Angeles, California**, is a special place with a big story. It's a church where people gather to pray and sing songs. **Aimee Semple McPherson**, a brave lady, started this church in **1923**. She had a vision of a little home in Los Angeles, and she knew this was the place where God wanted the temple to be built. The temple is like a big house where thousands of people can sit together. It has a **125-foot-wide dome**, which is like a giant hat on top! Aimee worked hard to raise money from her followers to build this amazing place. People still go there to worship and learn about God. Isn't that fascinating?

What the Foursquare Colors Stand For

Aimee Semple McPherson, the founder of the Foursquare Church, designed a flag with **four distinct colors**, each carrying a significant meaning:


- Violet:** **Jesus**, our Coming King.
- Light Blue:** **Jesus**, our Healer.
- Yellow:** **Jesus**, our Baptizer with the Holy Ghost.
- Red:** **Jesus**, our Savior.






Power Point

Jesus is our
Savior, our
Healer, our
Baptizer with
the Holy Spirit,
and our Coming
King.



| | |
|---|--|
|  | |
| | |
| | |
| | |



**FOURSQUARE SYMBOLS
COLORING PAGE**



Year 4—Lesson 2

Jesus, Our Savior

The Rich Young Man

Read Matthew 19:16-26 (Or tell it, or show a video of it)

Discussion Questions:

1. Did you recognize any of the commandments Jesus gave the young ruler? (*Last 5 of the 10 commandments, except Jesus changed the 10th one from do not covet to love your neighbor.*)
2. Since the man said he kept all the commands mentioned by Jesus, why do you think he asked, what do I still lack? (*He was aware of something holding him back.*)
3. Why did the young man go away sad? (*He had great wealth, but more importantly, he knew he couldn't do what Jesus suggested.*)
4. Does having great wealth make it impossible to go to Heaven? (*No.*)
5. Then what was really keeping this man from eternal life? (*The man loved his wealth more than Jesus. So his riches prevented him from placing his faith in Jesus and following Him in obedience. Without Jesus, no one can receive the gift of eternal life.*)
6. Based on verse 26, can a man be good enough to save himself? (*No, with man it is impossible, but with God all things are possible.*)

Puppet: Secret Pass Code

I use a puppet named “Goody Bear” for this skit. Goody never talks to the kids because he is too shy. So, he whispers in my ear and I tell the kids’ what he is saying.

This might work for your situation also because it eliminates the need for a puppet stage, microphone, etc. Prepare ahead of time by enlisting the help of one of your leaders. You will be asking them to write down the “secret code” on a poster board with a magic marker. Show them how to bend the numbers slightly as they write them as in the illustration on the supplement page. (See the script and illustrations on the supplement sheet.)

Power Point

Heaven cannot be earned. It is a free gift from God.

Quiz Questions

Q: How do you get to heaven?

A: Through faith in Jesus. It is a gift from God.

Q: Why did the rich young man in our Bible story go away sad?

A: He loved his wealth more than Jesus.

Q: Can we be good enough to save us?

A: No

MEMORY VERSE

“For it is by grace you have been saved, through faith—and this not from yourselves, it is the gift of God—not by works, so that no one can boast.” Ephesians 2:8-9 NIV





Goody Bear Puppet Skit

Host: (Have your puppet in a small suitcase.) Today, before we have our puppet friend, Goody Bear join us, let me introduce today’s question: “How do you get to heaven?” (Any puppet will work. Just change the name to fit.)

(Allow a few children to answer. Some may say, “By being good,” or “by believing in God,” or “by being dead.”)

Host: Now I want to bring our our puppet, Goody Bear and ask him todays question. Remember, he is very shy.

(Ask Goody) Goody, today we are asking the question, “How do you get to heaven?” Here are some of the answers we have gotten so far: Be good, Believe in God, etc.) We are curious, do you have an answer to this question? (Have Goody shake his head “Yes.”)

Host: Well then, please tell us what your answer is. (Goody whispers in your ear.)

Host: Oh, it’s a secret pass code, you say? Please give it to me. (Goody whispers.)

Host: Could I have one of our leaders come up a write this code on a poster board for us? (One by one, Goody whispers the numbers and you say they out loud.)

5 — 1 — 1 — 5 — 3 — 1

(Coach your leader to bend the tops of the number 1 as they write them as shown.)

Host: Goody? Is this the pass code to heaven? (Have Goody shake his head, “yes. The he whispers in your ear again.”



Host: Goody says to turn the poster board upside down now. (It will reveal the name “Jesus.”)

Host: Kids, Goody has given us the right answer to our question, “How do you get to heaven?” the answer is Jesus. Jesus is the pass code to heaven. He told us, “I am the way. Nobody comes to the Father, except by Me.” (John 14:6)





Year 4—Lesson 3

Jesus is the Answer

Nicodemus

Drama from John 2:1-21: (If possible, choose two good readers to read the parts of Nicodemus and Jesus. Have a copy of the script for each of them.)

SCRIPT

Nicodemus: (Walks onstage and pretends to knock on Jesus' door)

Jesus: "Come in."

Nicodemus: "Jesus, it seems that God has sent you to teach us."

Jesus: "To be a part of God's family, you must be born again."

Nicodemus: "What a strange thing to say! I am an old man; I can't be a baby again!"

Jesus: "No, Nicodemus, I don't mean that you are to become a baby again. You just need a new way of looking at things. You need to know how much God love you!

(Jesus faces the audience — says dramatically) "This is how much God loved the world: He sent His Son, His One and only Son. By believing and following Him, everyone can be a part of God's family." (The End)

Say: Jesus teaches that God loves us. When we love Jesus we can be a part of God's family.

Power Point

Jesus is God's
answer to our
sins.

MEMORY VERSE

"But God demonstrates His own love for us in this: While we were still sinners, Christ died for us." Romans 5:8 NIV

Object Lesson


DURATION:

Approximately 10 minutes

PREPARE MATERIALS: 24 heavy books of the same size (Church hymnals for example)

WHAT YOU WILL DO:

During class, give each person a book, and suggest the book contains all of the sins they committed over the years. For small classes, you can give each child more than one book. Then you will demonstrate how heavy sin gets by having them place the books on the outstretched arms of a volunteer. You will compare this to how heavy all of the sins of the world must have been for Jesus to bear on the cross. (See instructions on supplement page.)





Sin Gets Heavy—Object Lesson

The weight of our own sin is hard for us to bear, but Jesus bore the sins of the world.

WHAT YOU WILL SAY:

I want you to imagine that the book I gave you has all of the sins you have committed written in it. Every lie, every time you talked back, every time you grumbled, every time you slammed a door, every time you cheated, and anything else. Some of you may need a bigger book, however let's pretend they are all in there. How long do you think you could hold that book up at arms length? Some day you may want to try, but probably after only a few minutes, it would become quite heavy.

I need a strong volunteer? (Have the volunteer come to the front and stretch out his or her arms, similar to how Jesus did while on the cross, only with his or her palms up.)

Now, one by one, come up and stack your book of sin upon the hands of our volunteer. Keep the sides even as you do. Oh, and volunteer, just yell out "IT'S ENOUGH" when the books of sin get to be too much for you.

(Have the children come up in an orderly fashion and carefully place their book one on top of the other. Keep stacking until the volunteer calls for an end. Then have everyone give him or her a loud cheer.)

Can you imagine how heavy just the sins in this classroom could be? How about the sins in our church? How about the sins in our neighborhood? Jesus did not bare only some sins. The Bible says, "Jesus is the atoning sacrifice for our sins, and not only for ours but also for the sins of the whole world." 1 John 2: 2. Jesus himself was without sin. It was because of *our* sin that He died on the cross. He died in our place.





Trusting Christ Alone

REVIEW

We covered quite a lot of information in the past two lessons. We learned that no matter how hard we try, we will never be good enough to get to Heaven on our own. Yet, it is a **free gift**. We also learned that sin gets heavy. Sin will keep us from having a relationship with God in Heaven, and God is **just**. He must punish sin, which is eternal death. However, God is also **merciful**. He loves us and does not want to punish us.

In order to save us, He sent His only begotten Son, Jesus to die for us. Jesus was completely without sin. He got what He did not deserve, to keep us from getting what we do deserve, death.

F. A. I. T. H.

Write on the Board: (Write the acrostic shown to the right on the board.) . When we put our **faith** and **trust** in Jesus, we can take hold of the Grace of God, and receive eternal life. “For by grace you have been saved through faith. And this is not of your own doing; it is the gift of God, not a result of works, so that no one may boast.” Ephesians 2:8-9 NIV

Object Lesson—Linking Paperclips

Key Thought: Invisible faith is what saves us.

- * Fold a dollar bill (or piece of paper) into thirds, accordion-style.
- * Attach one paperclip to the top layer and middle layer of one end of the folded bill.
- * Attach the second paperclip to the bottom layer and the middle layer of the opposite end of the folded bill. (The two paperclips should not be touch and should be clipped on opposite ends of the bill.
- * Now, hold each end of the bill and quickly pull it flat. The paperclips will fly into the air and link together as they come off the bill.

Followers of Jesus are saved by our faith in Jesus (an invisible force).



F — orsaking

A — ll

I

T — rust

H — im

Power Point

Our faith in
Jesus is
what saves
us.

MEMORY VERSE

“For by grace you have been saved through faith. And this is not of your own doing; it is the gift of God, not a result of works, so that no one may boast.” Ephesians 2:8-9 NIV



Water Baptism Object Lesson

TOPICS:

Baptism, Forgiveness, Obedience, Sin

MATERIALS:

Roll of toilet paper
Large bowl or bucket of water
Paper towel for drying hand



DURATION:

Approximately 10 minutes

WHAT YOU WILL DO:

You need one volunteer for this little experiment. First, you will take toilet paper and wrap it around the fingers of one hand about ten times, so the fingers cannot be spread apart. Then you will have the volunteer submerge his or her wrapped hand into the bowl of water. After about 20 seconds, he or she will be able to spread his or her fingers apart and remove the hand from the water free from the toilet paper. The toilet paper represents being bound by sin, and the water shows how baptism expresses how we are free to walk a new life in Jesus, forgiven of our sins.

WHAT YOU WILL SAY:

I need a volunteer. Great! Now hold out your hand. I'm going to wrap a lot of sin around it. (Take the roll of toilet paper and tightly wrap it about ten times around the fingers of one hand. Make sure it is snug so the volunteer cannot spread his or her fingers apart.)

Your hand now represents how each of us are bound by our sin. Can you spread your fingers apart? (*The answer should be No.*)

Because of our sin, we are separated from God. We are spiritually dead. But Jesus forgives our sins. He cleanses us from all unrighteousness, so we can receive the gift of the Holy Spirit and live a new life in Jesus. This truth is expressed by baptism. Let's see how it works. I want you to submerge your hand in this bowl of water. Keep it in there. Everyone else, let's count to 20.

(After counting to 20) Now can you spread your fingers apart? Go ahead and spread your fingers, and remove your hand leaving all the sin behind. Great job, you can now dry off.

We are baptized out of obedience to the Word of God for the forgiveness of our sins. (Acts 2: 38) When you are baptized for real, you may hear something like the following: "Because of your confession of faith, and in obedience to Christ, you are now baptized in the name of the Father, the Son, and the Holy Spirit, for the forgiveness of your sins, and for the gift of eternal life or the Holy Spirit."

Discussion Questions:

1. What should someone do before they are baptized? (*One must first accept and trust in Jesus.*)
2. Why should someone be baptized (*Out of obedience, because Jesus commands it.*)
3. When should someone be baptized? (*As soon as they can after accepting Jesus into their heart.*)

Unit 2



Jesus Our Healer



Year 4—Lesson 5

Jesus Our Healer

Statement of Faith

DIVINE HEALING: We believe that divine healing is the power of Christ to heal the sick in answer to prayer offered in faith. Jas. 5:14-16 says, “Is anyone among you sick? Let them all the elders of the church to pray over them and anoint them with oil in the name of the Lord.”

Bible Lesson:

Today we are going to learn about a time when some men cared deeply about one of their friends. This friend was crippled and could not walk. But they knew that if they brought their friend to Jesus, he could be healed. So they went to find Jesus. But when they found Him, it was almost impossible to get to where Jesus was. As I read the story from the Bible, listen to hear what the men did to help their friend.

Read Mark 2:1-12 (Jesus Heals a Man)

Discussion Questions:

1. Why was it almost impossible for the men to get their friend to where Jesus was? (*Because it was so crowded.*)
2. How did they solve this problem? (*By cutting a hole in the roof and lowering him down on his mat.*)
3. Why do you think Jesus healed this man?
4. Who takes care of you when you are sick or hurt?
5. What kinds of things help you feel better?
6. Have you ever helped take care of someone else who needed help?

Say: We can bring our friends to Jesus when they are sick or hurting and expect Him to heal them today just as He did back in Bible times.

Pray: Ask for requests for prayer and lead in a prayer for Jesus in His love and mercy to answer those requests.

Band-aid Relay Race

Get Kids Thinking About Healing: Have children form two lines to race. One child at a time from each line should run (or walk, hop, skip, etc.) to another end of the room or playing field, grab a band-aid, and come back. They must unwrap the band-aid and place it on the next person in line as a form of “tagging” him/her for their turn. See which line can be completely bandaged first. *Challenge bonus (for older students): unwrap the band-aids wearing gloves or mittens!

Say: Things like band-aids and medicine help us get better, and Jesus demonstrated that He cared for others by taking care of their needs.


Power Point

Jesus is our
Healer.

MEMORY VERSE

Jas. 5:14-16 says, “Is anyone among you sick? Let them all the elders of the church to pray over them and anoint them with oil in the name of the Lord.”





Care Card: “Jesus Heals Hearts”

Discussing the healing miracles of Jesus is a beautiful way to remember how Christ cares for His people. It also encourages children to reach out and care for those around them. This craft is meant to celebrate the healing work of our Lord, and to remind kids to love and serve others.

You will need:

- Paper (construction or cardstock)
- Markers or crayons
- Stickers, glitter, or other decorations
- Band-aids
- Scissors
- Tape or glue
- String or pipe cleaner (optional)



Procedure (use any of these ideas or adapt and do others):

1. Cut a large heart shape out of construction paper or cardstock.
2. Glue the heart onto another piece of paper or cardstock.
3. Decorate the heart with band-aids, including two in the center of the heart that form the shape of a cross.
4. Add verses and captions to remember that “Jesus heals our hearts.”
5. Add extra decorations such as stickers, glitter, or other elements. If desired, add a string to hang the artwork. Alternatively, give it to a loved one as a special card or Valentine.





Jesus is the Same Today

Hebrews 13:8

“Jesus Christ is the same yesterday and today and forever.” **Hebrews 13:8.** People may have thought Jesus was going to be a great and powerful ruler, but he came as a humble and suffering servant. They might have expected him to heal people with stitches or Band-Aids, but all it took was a word or a touch. Even when Jesus was criticized for his actions, like eating and hanging out with sinners, he had a purpose. He came to save the lost and to heal the hurting and the sick.

Jesus was the **unexpected healer** Who did miracles in **unexpected ways.** Jesus performed amazing miracles that didn't always take place in the way people expected. A woman, sick for many years, was healed just by touching the edge of his robe. A little girl, who was already dead when Jesus arrived, was brought back to life when Jesus simply told her to wake up.

We must learn to trust Jesus' timing and methods. Sometimes things don't happen in the timing or the way that we would want or expect. And sometimes we don't get the physical healing that we want at all. But we know that Jesus always takes care of what we really truly need. We need forgiveness, we need salvation from the sins that we all do, and that's what Jesus really came for.

Get Well Cards

Before the class begins, have the following items ready on the table: crayons or colored markers, blank sheets of light colored construction paper folded evenly in half to make a greeting card, and stickers. Write in large letters on the board GET WELL SOON. As the kids arrive, have them create their own "Get well soon" greeting card by drawing pictures, designs, using sticker, or whatever. Let the children know that they will be taking their cards home with them after class. When someone they know is sick or not feeling well, they can give them the card. After the cards are finished, ask the children what other things they could do besides giving a nice card that will help make someone feel better. For example: they might bring flowers, or pretty drawings, help around the house, bring a pillow, a teddy bear, etc.

Power Point

Jesus is the
same
yesterday,
today, and
forever.

MEMORY VERSE

Hebrews 13:8,
“Jesus Christ is the
same yesterday and
today and forever.”





Jesus' Healing Miracles

Bible Story

Introduction:

Today we are going to learn about a time when some men cared deeply about one of their friends. This friend was crippled and could not walk. But they knew that if they brought their friend to Jesus, he could be healed. So they went to find Jesus. But when they found Him, it was almost impossible to get to where Jesus was. As I read the story from the Bible, listen to hear what the men did to help their friend.

Read Mark 2:1-12 (*Jesus Heals a Man*)

Discussion Questions:

1. Why was it almost impossible for the men to get their friend to where Jesus was? (*Because it was so crowded.*)
2. How did they solve this problem? (*By cutting a hole in the roof and lowering him down on his mat.*)
3. Did Jesus heal the crippled man? (*Yes.*)
4. Did Jesus show compassion and provide comfort for this man? (*Yes.*)
5. How would you feel if you were one of the people who saw this miracle taking place? (*Allow for answers.*)
6. Have you ever been sick, and prayed to God to make you better? What happened? (*Allow for answers.*)
7. If you were crippled like this man, and Jesus made you walk again, what would you do? (*Allow for answers.*)

Get Up and Walk

- Remind children of today's story where Jesus healed a paralyzed man (Mark 2:1-12).
- Set up an obstacle course or a path with different stations.
- At each station, children perform an action (e.g., jumping, crawling, or walking) to symbolize the man getting up and walking after Jesus' healing. (This doesn't have to be a race. It could be just follow-the-leader.)
- Discuss how Jesus not only healed physically but also spiritually.

Remember, these games are not just fun activities; they also serve as teaching tools to reinforce the message that Jesus cares for us and has the power to heal both our bodies and souls.

Power Point

Jesus is the
same
yesterday,
today, and
forever.

MEMORY VERSE

Hebrews 13:8,
"Jesus Christ is the
same yesterday and
today and forever."



Unit 3



**Jesus Our Baptizer
With the Holy Spirit**



Jesus, Baptizer with the Holy Spirit

Like the Wind

Text: John 14:15-21

Let's talk about the wind.

We can't see the wind but we can feel what the wind does.

Ask your children:

Can you tell me, in what ways can you see the wind?

Can you feel the wind?

Just as you can't see the wind but you can see the wind blow through the leaves on the trees, it is similar to the Holy Spirit. You can't see the Holy Spirit but you can see His effect in your heart or in the hearts of the people around you.

When you are afraid, ask God to fill you with peace. When you feel it - that is the Holy Spirit active in your heart!

When you think of Jesus living inside of you in your heart and speaking to you every day - that is the Holy Spirit. The Holy Spirit lives inside of every person who believes in Jesus and asks Him to come to forgive their mistakes and wrong things they have done and to come to direct their lives.

Prayer: *(Pray with your children this prayer or one of your own.)*

Dear God, even though we can't see You, we know you are real. Thank you for giving us Your Holy Spirit to comfort us and help us when we ask. Help us to understand Who You are and to recognize You in our lives. Amen.

A Kite in the Wind

Say: Imagine a colorful kite flying in the wind. Let the wind represent the wind. At first you might imagine that you are a child on the ground flying the kite, but I want to you to imagine instead that you are the kite.

We can trust the Holy Spirit to uphold us and direct us. We can trust the One Who governs the winds and promises to fill us with His Spirit, so that we can be His star witnesses, speaking His truth and displaying His kindness and love to a lost world.

Pinwheel Craft Project: On the next page is a template for a Holy Spirit pinwheel that the kids in your class can create to help them remember today's lesson of the Holy Spirit Who is like the wind.

Power Point

Jesus is our
Baptizer with
the Holy Spirit.

MEMORY VERSE

**John 3:8, "The
wind blows
wherever it
pleases...so it is
with everyone
born of the
Spirit."**





Additional Lesson Ideas

Jesus said the Holy Spirit is like the wind. Here are some potential activities to sprinkle in before, during, or after your Bible exploration time:

- Make make some "blown painting" by using a straw to spread paint across a paper (hint: cover your work area well!)
- Light some candles! With supervision, of course.
- Have a windy race...Using a straw, see how fast you can blow a ping-pong ball or pompom from one side of a room to the other!
- Fill a balloon with air...let it go, and see where it lands! With multiple people, see whose balloon can reach farthest across a playing area.
- Bring a leaf blower; point it up and demonstrate how to balance a beach ball in its air flow.

Ask: The Holy Spirit entered like a rushing wind...what is so important about air? (It gives us life! We have to breathe...God gives us life, too!)

Snack Ideas for this Lesson

- Make yourself a "flame in a cup" with some fire-colored fruits or veggies like strawberries, oranges, carrots, and peppers.
- Have some flaming hot Cheetos!
- It's the birthday of the church...enjoy some cupcakes!
- Top crackers with orange and yellow cheese
- The Holy Spirit is often depicted as a dove...how about some Dove chocolates?



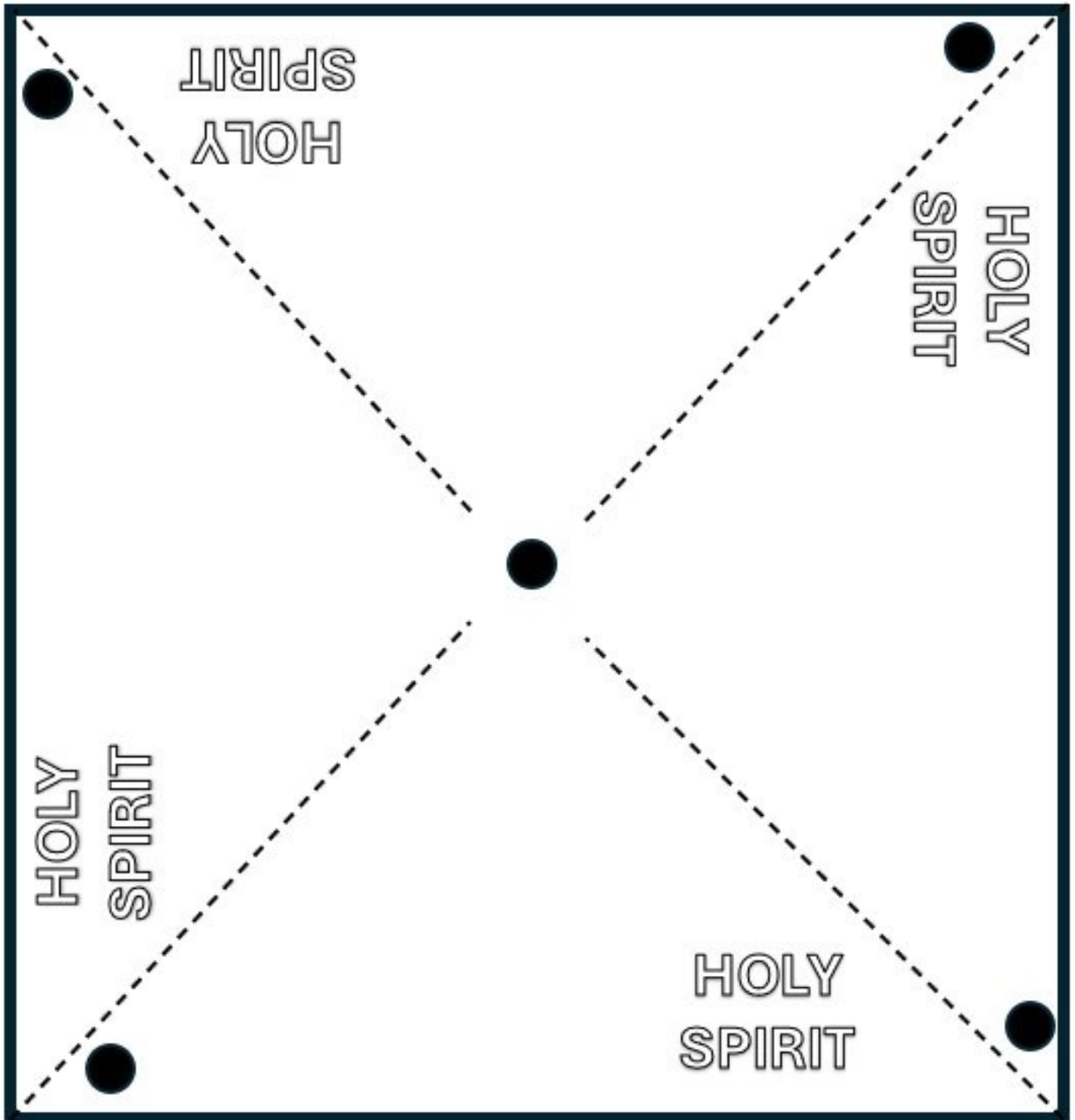

Holy Spirit Wind Pinwheel instructions

You will need:

- Print enough pages for your class.
- A paper fastener for each child.
- A straw for each child.

Instructions:

- Color the square. *(Let each child color their own)*
- Cut out the square and then cut along the dotted lines but not all the way to the center.
- Punch a hole in all the black dots.
- Fold in the corners with the dots to the center and then push the paper fastener through them.





The Day of Pentecost

Baptism with the Holy Spirit

Text: Acts 2:1-21

Explain: Jesus had promised, before going to Heaven, that He would send the Holy Spirit for the disciples. He kept that promise, and this is what happened:

The Waiting Room: After Jesus went back to heaven, His friends (*called disciples*) gathered together in a room. They were waiting for something exciting that Jesus promised.

Boom! Flames! Suddenly, there was a loud noise like a **big wind!** And guess what? **Flames** appeared on their heads! Not scary flames, but gentle ones. It was the Holy Spirit coming to visit them.

Speaking in Super Languages: The disciples started talking in different languages they didn't even know! Imagine if you could suddenly speak Japanese or Spanish without learning it—cool, right? They were telling everyone about Jesus and God's love.

Crowd Confusion: People from all over were in town for another special day called **Pentecost**. They were amazed to hear the disciples speaking their own languages. Some thought the disciples were just babbling, but others understood and believed.

Peter's Brave Speech: Peter, one of Jesus' best friends, stood up and explained everything. He told everyone about Jesus, how He died and came back to life. Many people decided to follow Jesus that day!

So, we celebrate the Holy Spirit's visit and how God's love spreads to everyone, no matter where they come from.

Remember: the Holy Spirit is our special helper, guiding us and reminding us of God's love every day!

Power Point

Jesus is our
Baptizer with
the Holy Spirit.

Dig into God's Word

Let's read Acts 2:1-4. (*Have volunteers to read verses.*) What did it sound like in the room that the believers were gathered in? (Verse 2) What unusual sight happened in that room? (Verse 3) Who filled the believers? (The Holy Spirit) What did He help them to do? (Speak in other languages) (Verse 4)

Explain: The apostles were obeying Jesus' instructions and were gathered in Jerusalem. It had been 10 days since Jesus had ascended (went back up) to heaven. On this day Jews that had travelled from many different countries were gathered in Jerusalem. The Jewish people were gathered to celebrate a feast called Pentecost. This special feast is a time where God's people brought gifts as offerings to God. (Leviticus 23:15-21)

On that very day the people witnessed God's promise that He made so many years ago come true. God kept His promise and sent the Holy Spirit. The disciples received the Holy Spirit and were able to begin sharing the good news of Jesus with everyone. It is our job also to share this good news of Jesus with others and the Holy Spirit will help us do it with joy!



Flame Headbands

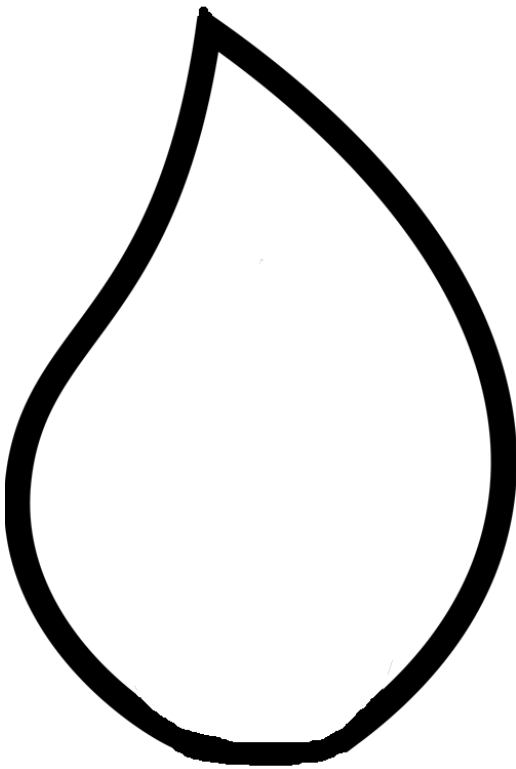

instructions

You will need:


- Construction paper (any color you prefer)
- Red and orange paper for flames
- A stapler, glue, tape
- Decorations such as stickers, markers, crayons, glitter, sequins, jewels, etc.

Instructions:

- Cut enough strips of construction paper headbands for each child's head.
- Cut out the red and orange flames.
- Allow the children time to decorate their headbands and put their names on them.
- Staple (or glue/tape) the flames to the front of each child's headband.
- Measure the size of each child's head and staple their headband to fit.



Cut from red paper



Cut from orange paper



The Birthday of the Church

Pentecost Sunday

Power Point

Jesus is our
Baptizer with
the Holy Spirit.

Text: Acts 2:1-21

Today's lesson is about the church's birthday!

In our last lesson we talked about how Jesus promised to send the disciples a special present that would help them share about the news of the Gospel. All of a sudden, there was a big sound like a rushing wind. (You could have a leaf blower to use to demonstrate) Then, there were little bits of fire that appeared! (You could give each child a flameless candle or tealight to hold above their heads.) Then another thing happened. The disciples started speaking in other languages. Sometimes we don't know what to say or how to pray. The Holy Spirit comes in to help.

And they started eagerly sharing the story of Jesus. Some people criticized them, but Peter assured everyone that they were not drunk or crazy. They were full of God's love! And with that, they all continued talking about the story of Jesus and sharing the amazing things He had done.

So at Pentecost we get to celebrate the birthday of the church! It was the start of an amazing way that God allows us to serve and love each other. And that is the truly exciting thing... Once we are "on fire" and have received the light of Jesus, we can take that to other people and "light up" their lives as well. God wants us to share His story and His love with the whole world. It only takes a spark or a single candle to get others going. Let's celebrate, and let's share with one another! Shall we thank God for that?


A Life that Pleases God

Lesson Application: If you aren't sure if you have been saved, sometimes a good question to ask is, "Do I live a life that tries to please God?" If you have been saved you will want to do what pleases God. Believers cannot live lives to please God without the power of the Holy Spirit living inside of their heart.

If you ask God to help you live a life that pleases Him, the Holy Spirit will give you power to do the things you know you need to do.

Pray: (Have the children repeat each line after you) Dear God/Thank you/for the gift of/the church/and your Holy Spirit./Help us to/feel and see/and be filled with/your power. /Amen.





Have a Party for the Birthday of the Church

Pentecost is the Birthday of the Church, so why not have a birthday party?

- **Decorations:** Decorate with colors and symbols of Pentecost, such as red and flames.
- **Have cupcakes:** Decorate with flames (Consider putting trick candles that cannot be blown out on one to illustrate the fire of the Holy Spirit.) Or a cake in the shape of a dove.
- **Games:** Plan party games that feature wind, like blowing through a straw to move a plastic cup or ping pong ball. Or balloon games. Or just games for fun.
- **Crafts:** Makes kites, or pinwheels, or music shakers, or draw Happy Birthday Church pic-

Have a feast: Use your imagination. Kids love food. Have a picnic.

Sing Songs of Praise: Have a guitar play some music to sing by. Use recorded music to sing with. Use YouTube kid's worship videos.

Have a Prayer Time: Teach kids to pray. Kneel and pray. Stand and pray.

Watch Kid Videos: Find a YouTube video suitable for kids to watch that tells the story of the first Pentecost.

Party Snack Idea

Pentecost "Sundae"




Strawberry Syrup—Red, a symbolic color for Pentecost Sunday.

Dove Chocolates—Dove is the most common symbol of the Holy Spirit because the Holy Spirit descended upon Jesus in the form of a dove at His baptism. (You can also get actual dove-shaped candies in the wedding section of craft stores.)

Fire-Ball Candy—Topped with a fire-ball to represent the "tongues of fire." "Then there appeared to them tongues of fire, which parted and came to rest on each one of them." (Acts 2:3)

Ice Cream: All served on vanilla ice cream.





How do we receive the baptism with the Holy Spirit?

Guidelines to use with children who seek the baptism with the Holy Spirit:

1. The child should be taught what the Bible says.
2. The child should know the purpose and value of this gift from God.
3. The child should desire the baptism with the Holy Spirit.
4. Assure the child that Jesus is the Baptizer and so the experience will be a positive one.
5. Explain to the child that when God gives the gift of praying in an unknown tongue, it is an ongoing, lifetime gift.

How do we receive the baptism with the Holy Spirit?

Everything we receive from God is done so by faith (Hebrews 11:6).

We receive by faith:

- Faith in the promise of God (Lk. 11:11-13; Mk. 11:24).
- Faith that the promise is for you (Acts 2:38, 39; Lk. 11:10).
- Faith with an attitude of praise and thanksgiving.

We receive by yielding to Christ, Who baptizes us. Caution: Speaking in tongues is a gift from Jesus (Luke 11:9-13) and should never be forced or manipulated. The Holy Spirit seeks to shine through us, not control us. He will utilize our tongue, lips, and voice which are yielded to Him.

Take the Lesson Home (*Ideas for Families*)

Lesson topic: Baptism with The Holy Spirit.

Bible passage: Today's lesson is from Acts chapter 2 and how Peter was changed after he was baptized with the Holy Spirit.

The kids learned: That what happened to Peter can happen to anyone who believes in Jesus Christ.

Jesus said that God wants to give the Holy Spirit to us as a gift (Acts 1:4). This gift is for all, in all ages, who believe on Jesus Christ as Savior and Lord (Acts 2:38, 39; 10:34, 35, 44-48; 11:15-18).

We also shared with the kids what happened on the day of Pentecost when the disciples first received God the Father's gift of the Holy Spirit (Acts chapter 2).

Review these Scriptures with your family:

- There was the sound of a violent wind. (Acts 2:2)
- Tongues of fire rested on their heads (Acts 2:3).
- They spoke in other languages (Acts. 2:4; 10:44-46; 19:6).
- They praised God (Acts 2:11; 2:47; 10:46).
- They had overflowing joy (Acts 2:46).
- They had a deep burden and desire to testify about Jesus (Acts 1:8; 2:14-18; 3:31; 19:6).

By studying the rest of the book of Acts we learn that there is one baptism with the Holy Spirit, but many fillings. Ephesians 5:18 translated literally, means "Be being filled with the Spirit." This is to be our new way of life, a continuous experience.



Unit 4



**Jesus Our Soon
Coming King**



Jesus, Soon Coming King

Living Like We're Leaving

Text: 1 Thessalonians 4:17 - *"Then we who are alive and remain shall be caught up together with them in the clouds to meet the Lord in the air. And thus we shall always be with the Lord."*

If you knew that Jesus was coming back today what would you do? Would you be asking the Lord for forgiveness, showing love or kindness to someone, telling those who didn't know Him that He was coming? This is how we ought to be living our lives every day, as though Jesus may return at any moment.

Can you imagine how different the world would be if every Christian everywhere lived every day looking forward to Jesus' return and lived as though He may return at any moment? We would probably be more careful about how we treat others. We might be more patient or kind. We would also probably tell a lot more people about Jesus. There are so many that need to hear the message that He is coming back.

But it shouldn't just be in the things that we say, but people need to see Jesus in our lives. How can you show Jesus? By obeying your parents, being kind to your brothers and sisters or maybe by helping someone whom is in need.

What an awesome day it will be when Jesus returns for His people. Imagine being caught up in a split second to be with Jesus for eternity! Every believer, from all over the world will be gathered to be with Him. This is called the rapture. It's almost seems too good to be true, but it is. Next time you get discouraged or sad about something, just remember that this is not really our home and that our real home is in heaven with God our Father and Jesus. All I have to remember is that Jesus is coming back and that it is going to be soon. Remember to watch and pray and keep your eyes focused on Jesus' return and your life as a Christian will begin to change and look a lot more like the life of Jesus.

Get Attention

Lesson Opening: This lesson is focused on being prepared, both for the eventual Second Coming of Christ and for His presence in our lives moment by moment. Engage students with some thoughts about being prepared.

Here are some activities to get kids thinking...(select the best ones for your audience and age group):

- **Prepared Poster:** Have students write or draw how to prepare for an emergency such as a flood, an earthquake, a wildfire, a tornado, a tsunami, etc.
- **Flashlight Race:** (Have a stopwatch) Time students for how fast they can change the batteries in a flashlight.(You could use a clock, toy, power tool, etc.)
- **Shoe relay:** Have students line up in two teams. Have them put all their shoes in a basket across the room and the first team to find their shoes, put them on, and line back up, wins.

Power Point

Since Jesus is coming soon, we should be living like we're leaving.

MEMORY VERSE

1 Thess. 4:17, *"Then we who are alive and remain shall be caught up together with them in the clouds to meet the Lord in the air. And thus we shall always be with the Lord."*





I Go to Prepare a Place for You

John 14:1-3

Jesus comforted His disciples: “Let not your hearts be troubled. You believe in God. Believe also in me. In My Father’s house are many mansions. If it were not so I would have told you. I go to prepare a place for you. And if I go to prepare a place for you, **I will come again** and receive you unto Myself that were I am there you may be also.”

Sing: “Big House” with motions (*YouTube*).

Discuss: How does Jesus’ promise to come again and take us to His Father’s house make you feel? (*Allow answers*)

Explain: When Jesus ascended back into Heaven after His resurrection, two angels appeared to His disciples and said to them, “Men of Galilee, why do you stand gazing up into heaven? This same Jesus, who was taken up from you into heaven, will so come in like manner as you saw Him go into heaven.” (Acts 1:11)

Apply: From these verses we know that Jesus is coming again and that He will come again in the same manner in which He ascended into Heaven. We don’t know when that will be, but we know it will be wonderful, and meanwhile, we do God’s work on Earth. **Great things are worth the wait**, and sometimes we can increase patience by doing other things to pass time. In the same way, Jesus is well worth the wait, and while we look forward to His coming, we live in His presence and serve Him in all we do.

Power Point

Jesus promised
to return.

MEMORY VERSE

John 14:3, “I will come again and receive you unto Myself that where I am there you may be also.”

Surprise Box

To Get Kids Thinking About the concept that big things are worth waiting for, have a fancy decorated box sitting up front with a sign that says, “Surprise Box.” Explain that the students will have to wait until the end of class to open it, but promise that it will be worth the wait. Fill the box with:

Mini Puzzles or Brain Teasers: Include small puzzles or brain teasers that challenge their minds.

Stickers and Temporary Tattoos: Kids love stickers! Add a variety of colorful stickers or fun temporary tattoos. They can decorate their notebooks or show off their cool tattoos later.

Small Toys or Figurines: Tiny action figures, mini animals, or character figurines are perfect surprises.

Wrapped Candies or Treats: Wrap some candies or treats in colorful paper.

Bookmarks: Encourage reading by including bookmarks with fun designs. They can use them in their favorite books.

Glow-in-the-Dark Stars or Stickers: These magical items can be stuck to their notebooks or bedroom walls. The anticipation of seeing them glow in the dark will keep them intrigued.





Be Ready for Jesus' Return

Coming in the Clouds

Text: Acts 1:11

Have your children stand and help you with the story by using actions.


Say: Jesus died on the cross for our sins. Then He rose from the dead! He was alive again! After being with his friends for several days, it was time for Him to go back to heaven. He went up in the clouds, and his disciples watched him go. They stared into the sky as he went up. Can you make your clouds go up?

Have the kids slowly move their arm and hands up as high as they can. Let them pretend their hands are clouds in the sky.

Say: After awhile an angel appeared. The angel asked the disciples why they were still looking up into the sky. The angel said that Jesus would one day come back – just like He went away. He will one day come back down from the clouds. Can you make your clouds come back down?

Have the kids slowly move their arms and hands down as low as they can. They can even lie down on the floor to get their clouds to the lowest possible point.

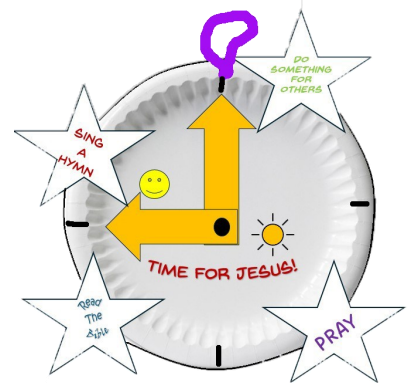
Say: Has Jesus come back yet? No, he hasn't! But He could come back any time! He could come back today or tomorrow or the next day. We don't know when He will come back. No one knows when He will come back except God. So, what do we do while we wait for Jesus to come back? We tell others about Him! We tell others that Jesus loves them and died for them! Let's make our hands into the shape of a heart to remind us to tell people that Jesus loves them!



Show the kids how to put their fingers into the shape of a heart. Have them hold their heart-shaped hands up as you say a quick prayer, asking God to help each person tell someone else that Jesus loves them!

MEMORY VERSE

Matthew 24:42,
“Therefore keep watch, because you do not know on what day your Lord will come.”



Get Attention

As your kids arrive, involve them in creating a clock craft.

Gather:

- Paper plate
- Scissors
- Markers/Crayons
- Glue and/or tape
- String, pipe cleaners, glitter, decorations

Procedure:

1. Cut out paper to resemble the hands of a clock. Optional: cut several star shapes as well.
2. Add verses and captions. Use a star theme or time theme.
3. Add clock hands using a brad fastener (or glue if preferred).
4. Add more decorations. Use yarn for hanging.





Clock—Object Lesson

Show students your clock, set to a certain time.

Ask, Can anyone tell me what time my clock says? Do any of you ever use clocks? What for? Do you ever use a clock to know what time you have to leave for school or for church?

Say: Let's pretend that you're getting ready for church in the morning. What time do you have to leave your house to get here in time? Okay. So when the clock says __, you know you have to be ready. What are the things you have to do to get ready? That's a lot of stuff you have to do by __ to be ready to leave.



There's also something else that we need to get ready for. It's Jesus' return. Did you know that Jesus is going to come back to earth one day? And we need to be ready for Him when He comes.

The problem (*unplug your clock or turn it around*) is that we don't know what time He'll be here. We don't even know what day or year He's coming back. (Read Matthew 24:36 and 42.) *"But about that day or hour no one knows, not even the angels in heaven, nor the Son, but only the Father... Therefore keep watch, because you do not know on what day your Lord will come."*

Jesus says that He will come at a time when we don't expect Him. It will be a surprise. But we're supposed to be ready for Him whenever He comes. How can we be ready for Jesus to come back if we don't know when He's coming? All we have to do to be ready is to keep believing in Him and doing the right things that He asked us to do.

