



TABLE OF CONTENTS

Second Quarter — God the Son

- Lesson 14 — Jesus' Coming Foretold**
- Lesson 15 — Jesus' Miracle Birth (*Christmas Lesson*)**
- Lesson 16 — Jesus' Childhood**
- Lesson 17 — Jesus Healed the Sick**
- Lesson 18 — Jesus Cast Demons Out**
- Lesson 19 — Jesus Chose 12 Disciples**
- Lesson 20 — Jesus Taught in Parables**
- Lesson 21 — Jesus Prayed**
- Lesson 22 — Jesus Raised the Dead**
- Lesson 23 — Jesus Forgave Sins**
- Lesson 24 — Jesus Was Praised (*Palm Sunday*)**
- Lesson 25 — Jesus Was Crucified (*Good Friday*)**
- Lesson 26 — Jesus Raised from the Dead (*Easter*)**

JESUS' BIRTH FORETOLD



Quarter 2: God the Son — Lesson 14



Year 1—Quarter 2: God the Son

Jesus' Coming Foretold

OBJECT LESSON: Hold up a star left over from Christmas decorations.

Q: Ask the kids: What part of the Christmas story does this star remind you of? (*Answer: the Wise Men*)

Q: Now ask: Have you ever wondered how the Wise Men knew that a great king was born in Israel, and how they knew that it was His star they followed, or that He would be born in Bethlehem?

A: They knew all these things by reading and studying the ancient prophecies about the coming King. We now know the King's name: Jesus.

Ancient prophecies foretold His family genealogy:

- Offspring of Abraham (Acts 3:5)
- Offspring of Isaac (Gen. 17:19)
- Offspring of Jacob (Nu. 24:17)
- Of the tribe of Judah (Ge.49:10)
- Heir to the throne of David (Isa 9:7)

Prophecies foretold his birthplace and that his Mother would be a virgin:

- Born in Bethlehem (Mic. 5:2)
- Born of a virgin (Isa. 7:14)

The Wise Men went to visit king Herod to try to find the new King. Herod was an evil king who was jealous of the new King. Herod ordered all baby boys in or near Bethlehem to be killed. Even that event was foretold in the ancient prophecies: *Jeremiah 31:15, "This is what the Lord says, 'A voice is heard in Ramah, mourning and great weeping, Rachel weeping for her children and refusing to be comforted, because her children are no more.'*"

Because Jesus came, we can better understand God's plans. In fact, the Bible tells us that Jesus is God: *"No one has seen God, but God the only son, who is at the Father's side, has made him known."* (John 1:18)

Power Point

Everything God said about Jesus' birth came true.

MEMORY VERSE:

**"No one has seen God, but God the only son, who is at the Father's side, has made him known."
(John 1:18)**

Game: Secret of the Pyramid

Have a contest between a boy team and a girl team. Have six kids on each team form a human pyramid. Time them to see which team forms a pyramid first and which team stays up the longest.

Interview the spokesperson for the winning team. Ask them their secret for being a winning pyramid.

The answer will have something to do with putting the larger kids on the bottom, or something like that.

Now, transition to today's lesson by saying, "Today we are going to learn about ancient secrets that are older than the pyramids."

These secrets reveal the very plans of God





Gold, Frankincense and Myrrh

The three types of gifts represents the three roles of Jesus the Messiah:

Gold represents His kingly office. We bring gold to honor Him as King, to give Him our best, and to yield to the purification process of the fiery trials.

Frankincense represents His divinity. This sweet smelling incense was used in offerings presented to God. It is a resin that oozes from a slit in a tree in Arabia and forms drops or “tears.” We bring frankincense to worship Him even in the midst of our brokenness.

Myrrh represents His manhood. Myrrh means “bitter.” It was used chiefly in embalming the dead. We bring myrrh to recognize that He has identified with us in our pain and sorrow.

More lessons to learn from these gifts:

We don't know the names of the Magi. Godly men and women give out of a pure motivation of desire to honor the Lord. These people, like the Magi, don't care to have their names mentioned.

The gifts were items local to their home area. We should give “homemade” gifts, or gifts that truly come from our hearts.

The gifts were a part of their worship. They bowed down before Him, and they offered Him gifts. They had just met baby Jesus; he had performed no miracles; he had no one else to do him homage; he was but a helpless Babe, yet they fell down and worshipped him.

These gifts sustained Joseph and Mary on their journey to Egypt and represent God's providence.

Game: Blind Journey

Here is a game that can be applied to the Magi being guided by ancient prophecies, by a star, and by God to find the Messiah.

Procedure: Blind fold everyone participating and line them up one behind the other. Then lead them out to a location away from your meeting place. Place adult leaders around the perimeter to keep anyone from falling or tripping over something that would hurt them.

Objective: To have everyone separate and find their way back to a designated location. *(There will be many different emotions felt by the individuals in the group)*

After about 5 min. have the people pair up and have one person wear the blind fold and the other person be their guide. The guide must direct the person back to the destination by speaking to them and giving them direction. *(No touching)*. The emotions and feelings of being guided while still not being able to see will be quite different.

Conclusion: Have the group to share in a small group setting the feelings they experienced. Hopefully they will experience the difference between walking blindly without God and walking in faith with God

Wise Men Coloring Page



Take-Home

Summary

Bible Passages:

“No one has seen God, but God the only son, who is at the Father’s side, has made him known.”
(John 1:18)

Main Point:

Everything God said about Jesus’ birth came true.

Discuss:

Q: What did the Wise Men follow?

A: A star

Q: Where was Jesus born?

A: Bethlehem

Q: Who was Jesus’ Mother?

A: Mary

Gospel Connection: God’s plan to save people from sin and death was not a secret plan. God used the prophets to give hope to His people. They said God would send a Messiah—born into the world as a baby—to live the perfect life people fail to live and die the guilty death we deserve.

Explore the Bible

Use your Bible to look up the New Testament passages. Match each Old Testament prophecy with how it came true at Jesus’ birth.

- 1) Matthew 1:1-2
- 2) Matthew 1:6, 17
- 3) Matthew 1:18-23
- 4) Matthew 2:13-15
- 5) Luke 2:17

- Jesus will be born in Bethlehem. (Micah 5:2)
- Jesus’ mother will be a virgin. (Isaiah 7:14)
- Jesus will be called out of Egypt. (Hosea 11:1)
- Jesus will come from the family of King David. (Jeremiah 23:5)
- Jesus will be a descendant of Abraham, Isaac, and Jacob. (Genesis 12:1-3; 26:3-4; 35:11-12)

Journal Time

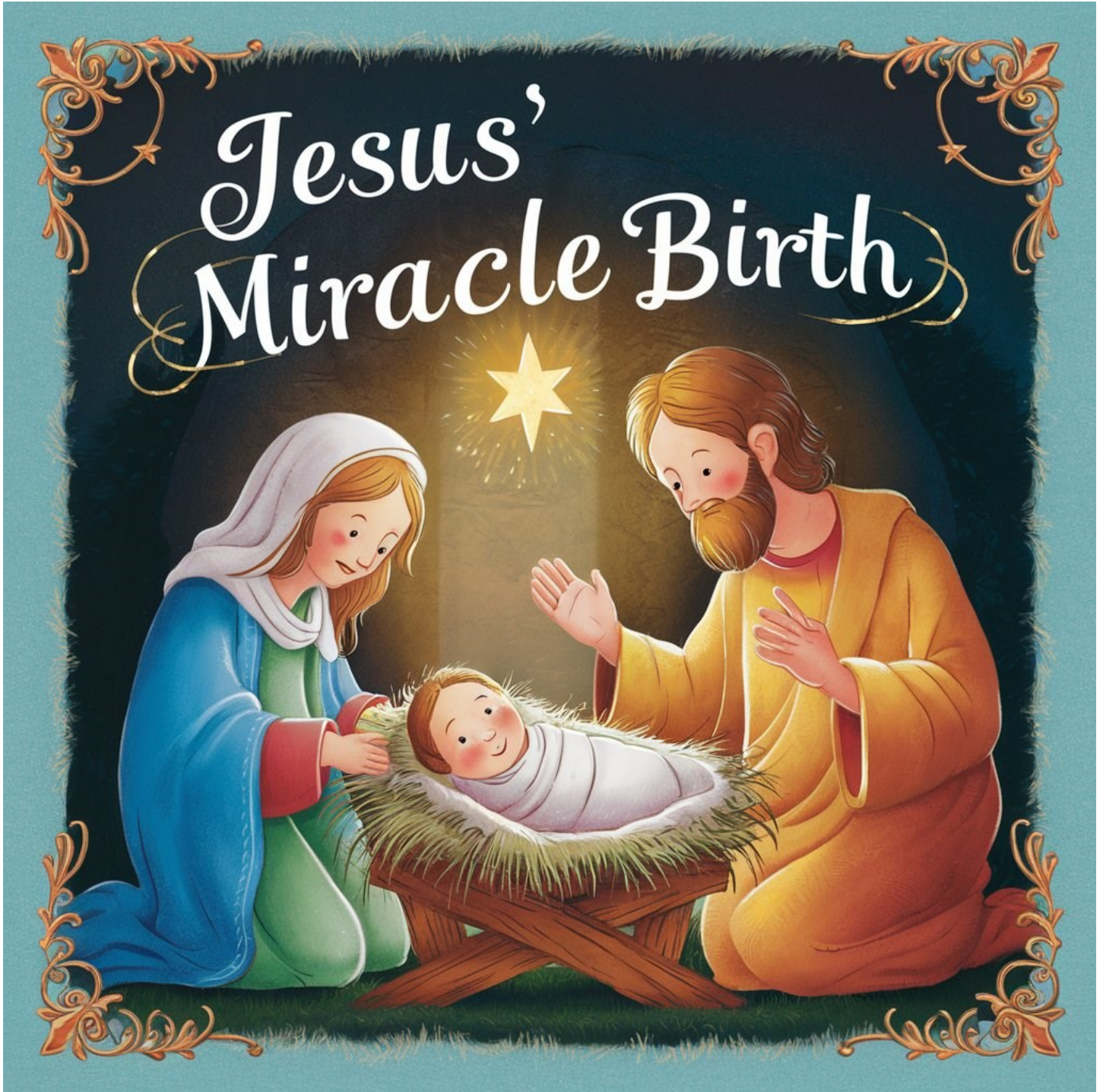
Have your child/children write answers to the following questions in their journals. (If they have no journals, consider helping them begin one.)

- What does this lesson teach me about God or the gospel?
- What does this lesson teach me about myself?
- Are there any commands in these passages to obey? How are they for God’s glory and my good?
- Are there any promises in these passages to remember? How do they help me trust and love God?
- How does this lesson help me to live on mission better?

Apply and Pray

Discuss: *Why was Jesus born?* (Jesus was born to rescue us from sin. When we are rescued from sin, God makes us His sons and daughters!)

Pray: Father, thank You for providing trustworthy information to tell people about the Messiah. Your perfect Word helps us see that the Bible is trustworthy and true. Help us to boldly tell others about Jesus. Give us courage to live on mission for You. Amen.



Quarter 2: God the Son — Lesson 15



Year 1—Quarter 2: God the Son

Jesus' Miracle Birth

God's Baby Gift:

You might remember from the Book of Micah the prophecy that Jesus would be born in Bethlehem. It was likely that Jesus was born in a cave, which was a common place to shelter animals.

His birth might have gone unnoticed except for some very unusual events:

- Angels tell shepherds to go visit the baby. (Luke 2:13)
- Simeon and Anna, in the temple, recognize that the baby Jesus is the Messiah. (Lk. 2:25-26)
- Wise Men, called Magi in the Bible, headed toward Bethlehem from somewhere in the East. They had seen His special star and were bringing him gifts (gold, incense, and

myrrh). God warns them in a dream not to tell Herod.

- God warns Joseph to escape to Egypt with Mary and baby Jesus. They later return to Nazareth.

It is true that Jesus was a frail, tiny baby, but it is also true that He was no less than the power of the Word of God becoming flesh. God had sent Moses with the written Word, but the people hadn't responded very well. God sent prophets to speak the Word boldly, but the prophets were rejected.

Now the Word had been born into our world as flesh and bone.

Jesus did not just quote words off a page, He lived them and proved God's standards in the best and worst situations of life.

Power Point

God chose Mary and Joseph to be Jesus' earthly parents.

Story: Instant Christmas Pageant

Plan to read a short, fun narration of the Christmas story. (See supplement) Have props ready. Ask the kids to divide up into groups as you assign them. They will hold the prop you give them, and make the sound you choose. (See the lesson supplement for the full list of groups, props, and sounds)

For example: you will have the shepherd group hold

staffs and say, "*Here fluffy, fluffy!*" each time you read the word "shepherd". The angel group will hum into kazoos and say, "*Fear Not!*"



MEMORY VERSE:

"But then the chosen time came. God sent his Son. A woman gave birth to him. He was born under the authority of the law. He came to set free those who were under the authority of the law. He wanted us to be adopted as children with all the rights children have."
(Galatians 4:4-5 NiRV)

Year 1—Quarter 2: God the Son



Instant Christmas Pageant: Narration

Long ago, a man named Isaiah told people that Jesus would come and help them. Isaiah knew that Jesus is God's Son. When it was time for Baby Jesus to come, God sent an angel to tell Mary.

At first, Mary was afraid. She'd never met an angel. But she was happy to hear God had chosen her to be Jesus' mother.

God sent an angel to Joseph in a dream. The angel told Joseph that Mary's baby would be God's son, Jesus.

Before Baby Jesus was born, Mary and Joseph traveled to Bethlehem. Bethlehem was very crowded. No one had a place for them to stay. Mary and Joseph had to stay in a stable. Baby

Jesus was born there. Mary wrapped Baby Jesus up and laid him in a manger.

Angels appeared to shepherds while they

watched their sheep and told them about Baby Jesus.

The shepherds left their sheep and went to Bethlehem to see Baby Jesus.

Wise men followed a special star to come and worship Baby Jesus. God's bright star led the wise men to Baby Jesus. The wise men brought beautiful gifts to give to Baby Jesus.

(See the list below of props to give each group of students and the actions for them to do)

Instant Christmas Pageant (Props List)

For your instant Christmas Pageant you will divide your class into small groups. You will collect the props ahead of time and give them out as you form the groups. Here is the list:

Shepherds —

Prop: a shepherd's staff (any stick will do).

Action: The say, "*Here Fluffy, Fluffy!*" as if calling a sheep, each time the word "shepherd" is read.

Wise Men —

Prop: a fancy party hat (dollar store).

Action: Stroke a pretend beard and say, "*Yes, quite right!*" (very wise) each time "wise men" is read.

Angel/s—

Prop: a party kazoo (toy @ party store).

Action: toot horn and say, "*Fear Not!*" each time "angel or angels" is read.

Mary—

Prop: a head scarf over her head.

Action: she will rock a pretend baby and say, "*There, there!*" each time "Mary" is read.

Joseph—

Prop: hold a saw ('cuz he was a carpenter).

Action: he will say, "*It's a boy!*" each time "Joseph" is read.

Baby—

Prop: none

Action: whole class pinches cheeks and says, "*Oh, how precious!*" each time "baby" is read.

Star—

Prop: none

Action: whole class points up to the sky and says, "*Twinkle, twinkle, little star!*" each time "star" is read.

Sheep—

Prop: none

Action: whole class raises their mouths up to the sky and says, "*Baaaaaaa!*" each time "sheep" is read.

Jesus is born.

Luke 2:1-7



Take-Home

Summary

Bible Passages:

Luke 1; Matthew 1; Galatians 4:4-5

Main Point:

God chose Mary and Joseph to be Jesus' earthly parents.

Discuss:

Q: How do you think it felt to be Mary or Joseph?

Q: Why is Jesus' earthly family important?

Q: What about being Jesus' earthly family would be hard? What might be easy?

Gospel Connection: *The birth of Jesus was good news! Jesus was no ordinary baby. He was God's Son, sent to earth from heaven. Jesus came into the world as a human to bring us life. He brought light into darkness and showed us what God is like.*

Explore the Bible

Read Luke 2:1-7. Review these main points about Jesus' birth with your family.

- An angel told Mary that she would be Jesus' mother.
- She visited her cousin Elizabeth, whose baby jumped in her belly!
- God gave Joseph a dream explaining that Mary's baby was from God.
- Joseph obeyed God and became Mary's husband.

Read Galatians 4:4-5 together and then have the children write in their journals.

Journal Time


Have your child/children write answers to the following questions in their journals. (If they have no journals, consider helping them begin one.)

- What does this lesson teach me about God or the gospel?
- What does this lesson teach me about myself?
- Are there any commands in these passages to obey? How are they for God's glory and my good?
- Are there any promises in these passages to remember? How do they help me trust and love God?
- How does this lesson help me to live on mission better?

Apply and Pray

After they write in their journals, invite them to share one way they plan to put the lesson into practice this week.

Then pray, praising God for doing what is impossible for us to do. Thank Him for bringing salvation into the world through His Son, Jesus.



Quarter 2: God the Son — Lesson 16



Year 1—Quarter 2: God the Son

Jesus' Childhood

Some Kid!

Have you ever wondered what games Jesus played when He was a child? He DID play hide-and-go-seek with His parents, but that was an accident.

Here is what happened: The Bible doesn't say much about Jesus' childhood. The only story we have is of an annual family trip to Jerusalem to celebrate Passover when Jesus was 12. On the way home, Jesus' parents discovered that he wasn't in their group. Returning, they searched the city for three days before finding him in the temple, listening to the teachers and asking searching questions.

Mary scolded him for the worry he had caused them. But Jesus responded, *"Why were you searching for me? Didn't you know I had to be in my Father's house?"* (Luke 2:49) Mary didn't understand exactly what

he was talking about, yet she *"treasured all these things in her heart."* And even though Jesus was obviously a special child, the Bible tells us he was obedient to his parents and that he *"grew in wisdom and stature, and in favor with God and men."* (Luke 2:51-52)

Here are some lessons we can learn from Jesus and how He acted when he was 12 years old:

- He made learning God's Word top priority in His life.
- He spent His spare time in God's house, preparing for God's purposes.
- He asked good questions.
- He obeyed his parents.
- He grew up, He also grew in wisdom and favor with God and men.

Power Point

As a child, Jesus knew God's purpose for His life.

Game: Body Part Musical Chairs

Choose a team of kids. Have them form a big circle of chairs with the chairs facing outward. Remove one chair. Have music ready. When the music starts everyone must walk around the chairs (again it's fun if you make them jog).

When the music stops, a caller yells out a body part. Then everyone races to touch that body part to a chair, one person per chair only. If they touch a chair before the

body part is called, they are out. The one person who doesn't get a chair is also out.

To speed it up, you can remove more chairs. We usually start out simple - nose, hair, left elbow, etc. but towards the end we get more complicated - your bare feet, someone else's left hand (they must grab one of the people who are already out). The object is to be the last one left. (Repeat with another team of kids)

MEMORY VERSE:

"And Jesus grew in wisdom and stature, and in favor with God and men." Luke 2:52



Story: The Boy and the Circus



A little boy who lived far out in the country in the late 1800's had reached the age of twelve and had never in all his life seen a circus. You can imagine his excitement, when one day a poster went up at school announcing that on the next Saturday a traveling circus was coming to the nearby town. He ran home with the glad news and the question, "Daddy, can I go?" Although the family was poor, the father sensed how important this was to the lad. "If you do your Saturday chores ahead of time," he said, "I'll see to it that you have the money to go."


Come Saturday morning, the chores were done and the little boy stood by the breakfast table, dressed in his Sunday best. His father reached down into the pocket of his overalls and pulled out a dollar bill — the most money the little boy had possessed at one time in all his life. The father cautioned

him to be careful and then sent him on his way to town. The boy was so excited, his feet hardly seemed to touch the ground all the way. As he neared the outskirts of the village, he noticed people lining the streets, and he worked his way through the crowd until he could see what was happening. Lo and behold, it was the approaching spectacle of a circus parade!

The parade was the grandest thing this lad had ever seen. Caged animals snarled as they passed, bands beat their rhythms and sounded shining horns, midgets performed acrobatics while flags and ribbons swirled overhead. Finally, after everything had passed where he was standing, the traditional circus clown, with floppy shoes, baggy pants, and a brightly painted face, brought up the rear. As the clown passed by, the little boy reached into his pocket and took out that precious dollar bill. Handing the money to the clown, the boy turned around and went home.

What happened? The boy thought he had seen the circus when he had only seen the parade!

Application: The Christian life is a marvelous adventure, and exciting journey. Do you want to live life to it's fullest? Then aim higher. Don't set your sights too low. Give yourself to Christ, follow Him completely, and allow the Holy Spirit to work in you and through you. You ain't seen nothin' yet!



Take-Home

Summary

Bible Passage:

Luke 2:52

Main Point:

As a child, Jesus knew God's purpose for His life.

Discuss:

Q: When Jesus' parents searched for Him, how old was Jesus?

A: 12 years old.

Q: What building did Jesus call "My Father's House?"

A: The Temple

Q: Did Jesus disobey His parents?

A: No, "was obedient to them." (Lk. 2:51)

Gospel Connection: *The birth of Jesus was good news! Jesus was no ordinary baby. He was God's Son, sent to earth from heaven. Jesus came into the world as a human to bring us life. He brought light into darkness and showed us what God is like.*

Explore the Bible

Read Luke 2:42-52.

Luke 2:47 says, "Everyone who heard Him was amazed at His understanding and His answers." Ask your family to guess what some of the questions were that Jesus might have asked. Discuss how even as a child, Jesus knew His purpose in life.

Challenge your child to become all he/she was created by God to be.

Journal Time

Have your child/children write answers to the following questions in their journals. (If they have no journals, consider helping them begin one.)

- What does this lesson teach me about God or the gospel?
- What does this lesson teach me about myself?
- Are there any commands in these passages to obey? How are they for God's glory and my good?
- Are there any promises in these passages to remember? How do they help me trust and love God?
- How does this lesson help me to live on mission better?

Apply and Pray

After they write in their journals, remind them that "Jesus grew in wisdom and stature, and in favor with God and man." (Lk. 2:52). invite them to share ways they want God to help them grow.

Then pray, praising God for promising to never leave us or forsake us. Thank Him for bringing salvation into the world through His Son, Jesus. Then ask Him to show each person in your family the purpose God has for their life.

Jesus Healed The Sick



Quarter 2: God the Son — Lesson 17



Year 1—Quarter 2: God the Son

Jesus Healed the Sick

Jesus Cared for the Sick and Disabled

Today’s Bible lesson is from Luke 5:12-16 (You could show a brief video segment showing Jesus healing the leper) The Bible describes a man who needed a healing touch from Jesus because he had a horrible skin disease called leprosy. The man fell at Jesus’ feet, and he asked Jesus to heal him



of his disease. The man had faith that Jesus could take away his leprosy. He said, “Lord, heal me. I know you can if you want to.” (Luke 5:12)

How did Jesus respond to the man’s faith and prayer? Jesus told him, “I want to. Be healed!” (Luke 5:13)

Do you know what leprosy is? It is a disease that affects the skin. A person

with leprosy can easily spread the disease to other people. In Jesus’ day, people with leprosy had to live far away from other people because the disease was so contagious.

On this day, a miracle was about to take place. Jesus touched the man and told him he was healed. The news of this miracle spread to many towns, and as a result, many other people started seeking Jesus and asking Him for healings for their diseases and sicknesses.

Jesus tells us that our enemy, Satan, wants to destroy us, but He also tells us He is our answer. “I came to give life—life in all its full-ness” (John 10:10).

The Bible says, “...invite the poor, the crippled, the lame, the blind, and you will be blessed” (Luke 14:13).

Jesus approached disabled* people with exactly the same grace as He did everyone else. He expects us to do the same. This will take more effort and more courage on our part, but “you will be repaid at the resurrection of the righteous” (Luke 14:14).

*(Note: please see more on this in the lesson supplement.)

Power Point

Jesus’ miracles revealed His power over disease, nature and death.

MEMORY VERSE:

“...invite the poor, the crippled, the lame, the blind, and you will be blessed.” Luke 14:13

Puppet Show: “Not THAT Good”

Have a puppet show with Taco and Leroy. (Or any two puppets) The script for the show is in the lesson supplement.

Apply:

Explain to the kids that Taco’s friend, Leroy went

through a bad time. Even though it was a funny story, it isn’t funny when any of us go through times of sickness and pain with injuries.

Today’s lesson will be about a man Jesus healed who had an incurable disease.

Jesus’ miracles revealed his power over disease, nature, and death.



Puppet Script: “Not THAT Good!”

(This puppet script may be used with any two puppets.)

Taco: Leroy, old friend, haven't seen you for a while. What happened?

Leroy: I fell out of an airplane.

Taco: Oh, that bad, man!

Leroy: not THAT bad, I had a parachute.

Taco: That's good.

Leroy: Not THAT good, the parachute didn't open.

Taco: That's bad.

Leroy: Not THAT bad, I fell out over a lake.

Taco: That's good.

Leroy: Not THAT good, the lake had crocodiles in it!

Taco: That's bad!

Leroy: Not THAT bad, I missed the crocodiles.

Taco: That's good.

Leroy: Not THAT good, I missed the lake!

What About the Disabled Child?

Joni Eareckson Tada is an author and beloved Christian leader who is paralyzed. Here are some of her thoughts:



“I remember the panic as if it were yesterday. My first day of class in a wheelchair—the desks were too short, the narrow aisles blocked my way and every student was staring. I stopped and stared back. Would I fit under the desk? Who would place my books

in front of me? Would someone be willing to turn the pages?

I needed help to take notes. And would I even be accepted? I was scared to death.

“I was ready to turn and head the other way when the teacher confidently walked toward me with a happy smile and warm handshake. She welcomed me into the class and into a whole new adventure of learning. That teacher, with her friendly and accepting attitude, instantly set the tone not only for the rest of the students, but for me as well. Everyone, including myself, was a part of the class.”

Jesus approached disabled people in the exactly the same way. In Luke 14:12-14 He makes a special point of telling leaders to broaden their ministry to the blind, the deaf and the physically disabled. Sure, it takes a little creativity, lots of courage and an extra measure of effort, but as the Lord says, *“You will be blessed. Although they cannot repay you, you will be repaid at the resurrection of the righteous”* (Luke 14:14, NIV).

Remember: The church is the most logical place for barriers to be broken. Right now, the world is doing a better job of it than we. It's up to us to make the difference!



Take-Home

Summary

Bible Passages:

Luke 17:11-17; Luke 14:13

Main Point:

Jesus' miracles revealed His power over disease, nature, and death.

Discuss:

Q: What did the 10 men with leprosy ask Jesus?

Q: How did Jesus heal them?

Q: How many came back to thank Jesus?

Q: Why do you think only one came back?

Q: How can we show thankfulness to Jesus and others?

Gospel Connection: *The birth of Jesus was good news! Jesus was no ordinary baby. He was God's Son, sent to earth from heaven. Jesus came into the world as a human to bring us life. He brought light into darkness and showed us what God is like.*

Explore the Bible

Read Luke 17:11-17.

Discuss what leprosy is. Highlight Jesus' healing power. Discuss why only one man returned to thank Jesus.

Have your family toss a ball or stuffed toy to someone. They say something they are thankful for and then toss the ball to another who answers. After everyone has had a chance to say what they are thankful for, emphasize the importance of being grateful.

Journal Time

Have your child/children write answers to the following questions in their journals. (If they have no journals, consider helping them begin one.)

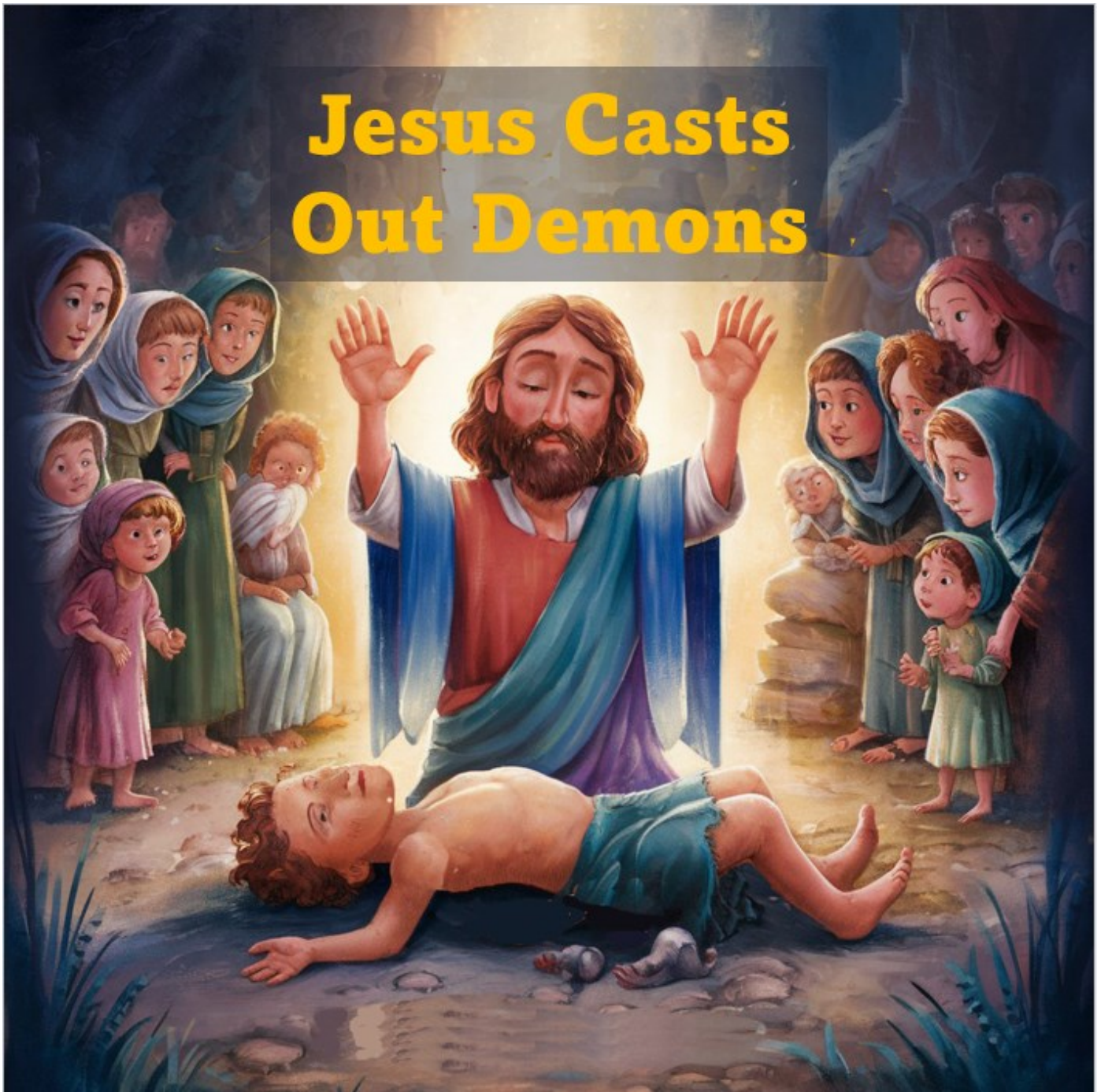
- What does this lesson teach me about God or the gospel?
- What does this lesson teach me about myself?
- Are there any commands in these passages to obey? How are they for God's glory and my good?
- Are there any promises in these passages to remember? How do they help me trust and love God?
- How does this lesson help me to live on mission better?

Apply and Pray

Encourage your family to think about times when God has blessed or helped them.

Then pray, Thanking God and expressing their gratitude to Him. Lead them to each pray a simple prayer such as, "Thank You God, for (a specific blessing)."

Jesus Casts Out Demons



Quarter 2: God the Son — Lesson 18



Year 1—Quarter 2: God the Son

Jesus Cast Out Demons

Bible Lesson: Matthew 8:28-34

There are many scary things around us all the time. I am sure there are things that you are scared of even now as a kid. *(give examples of things that you're scared of and allow the kids to give their responses)* One of the things that can be scary that you may have mentioned are demons. Demons are the servants of the Devil that live in this world. They are very real. We see them in the Bible when Jesus casts out demons.

(Show video from YouTube on Matthew 8:28-34 about the two demon possessed men) You see, Jesus was able to cast out the demons. He is more powerful than the demons and even the Devil. Remember the skit we did at the beginning of the lesson? It said, "God is bigger than the Boogie-man." Well the Bible says something that sounds a lot like that.

(Read Memory Verse) You see, Jesus is stronger and bigger than the Devil.

If you have Jesus in your heart, the Devil can't hurt you, he can only try to scare you.

Use your hands or something small to cast a big shadow on the wall. Use this to illustrate that the Devil isn't very big compared to Je-sus, but he will try to make himself look big and scary just like this shadow. The shadow isn't able to hurt you, and neither can the Devil.

That's all the Devil can do. He'll try to make you think that he's big and scary, but remember what our memory verse says, "the one who is in you is greater than the one who is in the world."

Therefore we don't have to be afraid of the Devil. No matter how big and scary he may seem, or no matter what bad things the Devil might try to bring in your life, we can never be afraid again because we know that Jesus is bigger and more powerful than him.

Power Point

Jesus has authority over all evil.

MEMORY VERSE:

You are of God, little children, and have overcome them, because He who is in you is greater than he who is in the world. ."
1 John 4:4
(NKJV)

Skit: God is Bigger than the Boogiemans

This is a skit acted out live to the song "God is Bigger Than the Boogiemans" *(On YouTube from VeggieTales)* Two people stand behind a table with their hands on the table. There are pajama pants around their arms, kid shoes on their hands and a their head through a shirt.

Then another person stands behind them (behind a curtain) and puts their arms beneath the other person's arms and out the armholes of the shirt. *(This is to make the actors look like little kids.)* Then the ac-

tors whose faces are showing, lip sink and dance around to the song. *(Be prepared for much laughter.)*



Year 1—Quarter 2: God the Son



Match a Miracle

Children may have more faith than adults at times, and then be frightened by something which seems completely harmless to others. As you minister to the children, keep in mind that their fears are very real to them. Lovingly walk with them on their journey toward faith in an all-powerful Savior. They need you.

Match a Miracle—Write each scripture reference on a separate index card. Write each phrase on a contrasting color of card. Divide the class into teams, and distribute the reference cards equally among them. When a team finds a scripture, they can come to you to get the phrase card that matches. When all cards are gone, stop the activity and have the children read the verse and the miracle cards aloud.

Scriptures:

Matthew 8:2
Luke 7:7
Luke 8:31-32
John 11:22
Romans 8:39
Hebrews 7:25
Matthew 14:20
Matthew 14:25
Mark 4:39
Matthew 19:26

Miracle Cards:

Power to heal lepers
Power to heal from afar
Power over demons
Power to raise the dead
Power to keep us close to God
Power to save
Power to supernaturally multiply food
Power to walk on water
Power over nature to calm storm
Power to do all things

Game: Resisting Temptation

Divide students into two teams for a slightly modified game of Red Rover. The teams line up facing each other on either side of your play area. They link hands with the students next to them.

You'll call the name of one of the students on Team A. That student must then break away from his team and try to break through the linked hands of two members of Team B. If that student breaks through, they get a point for their team. If Team B resists the charging student, Team B gets a point.


Next, call a student from Team B to try to break through Team A's line.

Play as long as time permits, alternating which team is charging and which is defending.

At the end, explain to students that a member of the opposite team is like a temptation trying to get into our hearts.

The devil and the demons send temptations toward us all the time because he wants us to do something wrong. But we have to be strong and resist those temptations. We can't let them break through.





Take-Home

Summary

Bible Passages:

Mt. 4:10-11, 8:16-17, 9:32-32; 1 Jn. 4:4

Main Point:

Jesus has authority over all evil.

Discuss:

Q: How can we trust in Jesus' power over evil in our own lives?

Q: How can we rest in Jesus' victory over evil?

Q: How does Jesus' power over evil give us confidence and courage to face challenges and overcome difficulties?

Q: Why do you think only one came back?

Q: What role does Jesus play in helping us make good choices and stay strong against temptations?

Gospel Connection: Jesus is God's promise to save us from our mistakes and their bad results (Romans 3:23). Even though the world can be scary and bad, Jesus gives us a safe and happy future because He died and came back to life for us (1 Peter 1:13).

Explore the Bible

Discuss with your family what demons are and how Jesus has authority over demons and all evil. (Mt. 4:10-11, 8:16-17, 9:32-32)

Explain that Jesus' authority over all evil is a sign of His Messiahship and a demonstration of His ability to overcome Satan's dominion over humanity (Hebrews 2:13-15)

Journal Time

Have your child/children write answers to the following questions in their journals. (If they have no journals, consider helping them begin one.)

- What does this lesson teach me about God or the gospel?
- What does this lesson teach me about myself?
- Are there any commands in these passages to obey? How are they for God's glory and my good?
- Are there any promises in these passages to remember? How do they help me trust and love God?
- How does this lesson help me to live on mission better?

Apply and Pray

As believers, we have the Holy Spirit living within us, and He protects us from demonic influence (Ephesians 1:13-14). Pray:

- Lord Jesus, we thank You for Your authority over demons and for delivering us from their influence.
- Help us to recognize Your presence in our lives and to invite You to heal and transform us.
- May we be like You, showing kindness even to our enemies, and may we share Your message of hope and deliverance with others. Amen.

Jesus Chose 12 Disciples



Quarter 2: God the Son — Lesson 19



Year 1—Quarter 2: God the Son

Jesus Chose 12 Disciples

Bible Lesson:

In the intro game we had to memorize other kid's names and what they liked, and you did an awesome job. Well, in this week's lesson, we're going to learn about Jesus' 12 disciples. I'm going to tell you their names and then I'll give you their nicknames and what they did. (see lesson supplement)

There was nothing special about these guys. They were just ordinary people that God used in an EXTRA ordinary way. And Jesus wants to do the same in you. Jesus wants you to be his disciples.

What does it mean to be a disciple? It means that you are a follower of Jesus. Just like the first 12 disciples left everything that they had to follow Jesus, Jesus wants us to follow him, no matter what! You are here in church when you could be out doing all sorts of things with your friends or brothers or sisters or playing video games. But instead, you are here to learn about Jesus and to follow him. Do you know what that makes you? (allow for responses) That's right, that makes you Jesus' disciples!

Before Jesus went to heaven, he told his disciples, (which includes you) to go into all the world and make disciples. So when you go home and go back to school, be sure to tell people about Jesus and invite them to come to church. That way, they can be disciples of Jesus too.

DISCIPLE'S JOB APPLICATION

Either give each child a Disciple Job Application (see supplement for this lesson) or show an overhead of one. If you have the kids fill them out, look them all over and say, "You all got the job!" Tell them the decision was based on only one of the questions and have the kids guess which one. Tell them, "When Jesus selected His original disciples, it wasn't how smart they were, but their love that made Him choose them."

Decorative flourish

**JOB APPLICATION
FOR A
DISCIPLE OF JESUS**

Name: _____

Education: _____

Skills or Talents: _____

Why you should get this job: (25 words) _____

Decorative flourish

Power Point

Jesus wants us to be His disciples

MEMORY VERSE:

“Therefore go and make disciples of all nations, baptizing them in the name of the Father and of the Son and of the Holy Spirit.”
Mt. 28:19

Game: Hello, My Name is...and I Like...

This is a concentration memory game. 12 kids come up on stage and stand in front of the audience.

The first kid starts out and says, "Hello, my name is ___ and I like ___." The next kid in line then must say, "this is ___ and he likes ___ (referring to the first kid) and my name is ___ and I like ___."

And so it continues down the line until the last person who says all 12 names and what then like (including his/her self). This can be done more than once with different kids, depending on time. Twelve kids in a group is recommended.





Disciple Nicknames & Descriptions

Andrew and Peter— *Andy and Pete.*

These two were Jesus' first disciples, they were brothers and both were fishermen.

James and John - *Jimmy and Johnny.*

These two were also brothers and also fishermen. They worked with their dad, Zebedee.

Philip and Nathanael—*Phil and Nate.*

These guys were friends. When Phil told Nate that he had found the Messiah, Nate wasn't so sure, until he met Jesus.

Matthew (Levi) - Matt

Matt was a tax collector...other people didn't like tax collectors.

Simon— *Si*

Simon was a zealot

Thomas—*Tommy*

Tommy is also known as Doubting Thomas because when Jesus rose from the dead, he didn't believe it.

James—*Jim*

Jim is a different person than Jimmy. Jim is the son of Alphaeus, not Zebedee.

Thaddaeus—*Todd*

His name is also Judas, but not the bad one.

Judas Iscariot

He doesn't have a nick name because since that time, nobody has named their kid Judas, because of what he did (betrayed Jesus).



JOB APPLICATION FOR A DISCIPLE OF JESUS

Name:

Education:

Skills or Talents:

Why you should get this job: *(25 words)*





Take-Home

Summary

Bible Passages:

Matthew 28:18-20; Mt. 11:28-30

Main Point:

Jesus wants us to be His disciples.

Discuss:

Q: What qualities did Jesus look for in His first disciples?

Q: How did Jesus involve His 12 disciples in His mission?

Q: What does it mean to be a "fisher of men"?

Q: Why is it important that Jesus chose ordinary people, like fishermen, to be His disciples?

Gospel Connection: Salvation comes through faith in Jesus Christ as Savior (John 3:16; Ephesians 2:8-9), which grants eternal life as a free gift (Romans 6:23). Once saved, believers are called to discipleship, which involves committing to follow Jesus as Master (Matthew 28:18-20) and learning from Him (Matthew 11:28-30).

Explore the Bible

Discuss with your family how Jesus chose 12 men to be His disciples. Jesus didn't choose the most educated, influential, or powerful people. Instead He chose those who were willing to leave their old lives behind and follow Him. As Jesus' disciples, they learned about the Kingdom of God, God's love, and His plan of salvation. Jesus' choice of disciples shows us that: (1) Following Jesus requires surrender. (2) Jesus values humility and obedience. (3) Discipleship is a process. And (4) We are called to share the Gospel.

Journal Time

Have your child/children write answers to the following questions in their journals. (If they have no journals, consider helping them begin one.)

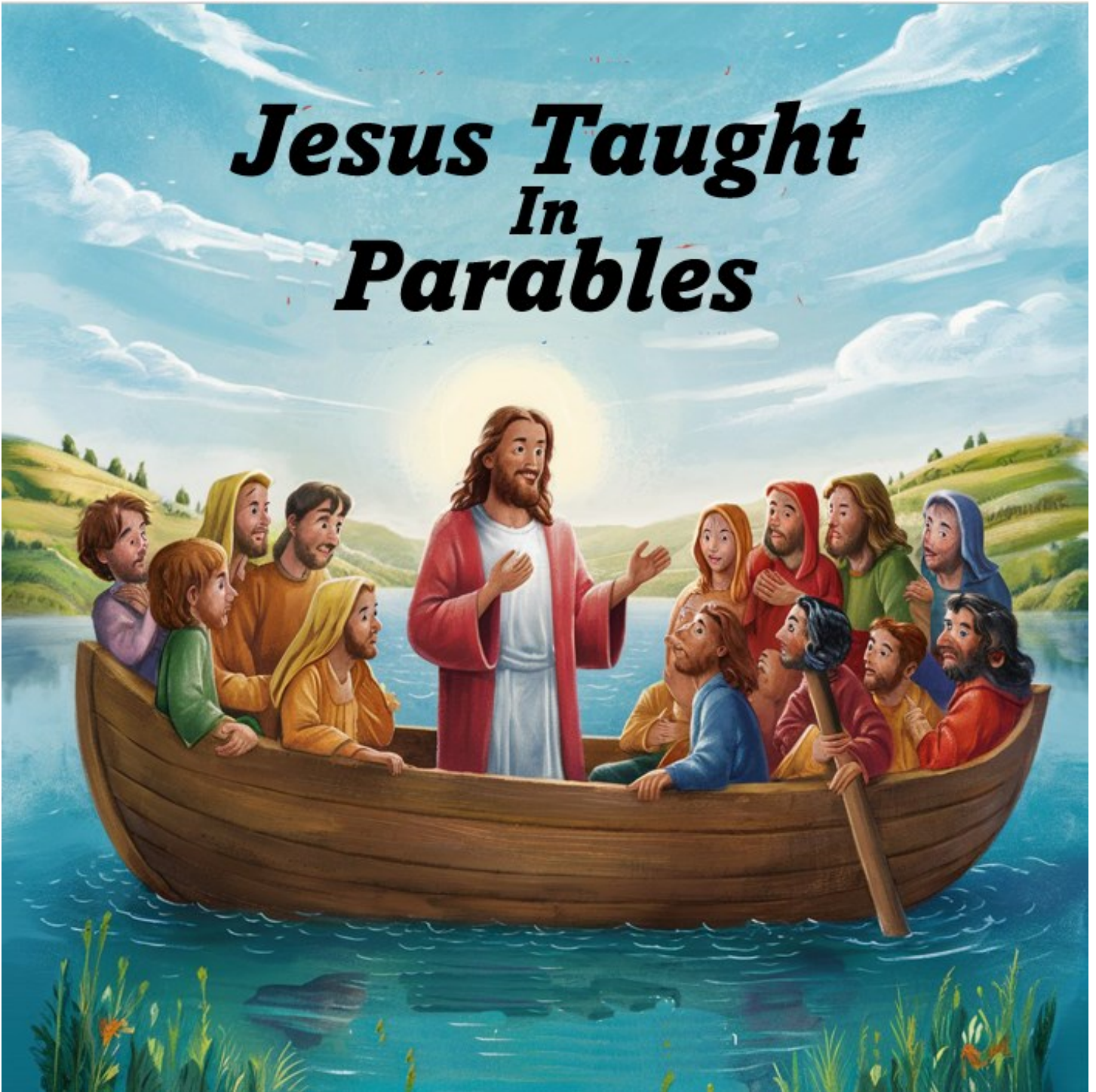
- What does this lesson teach me about God or the gospel?
- What does this lesson teach me about myself?
- Are there any commands in these passages to obey? How are they for God's glory and my good?
- Are there any promises in these passages to remember? How do they help me trust and love God?
- How does this lesson help me to live on mission better?

Apply and Pray

Let your family share some of their journal entries. As your family reflects on Jesus' choice of disciples, lead them in a prayer that:

- Humbly acknowledges our need for Jesus & His teachings.
- Surrenders our own ambitions and desires to follow Him.
- Seeks to learn from Him and grow in our faith.
- Share's the Good News with others, trusting in Jesus empowerment and guidance.

Jesus Taught In Parables



Quarter 2: God the Son — Lesson 20



Year 1—Quarter 2: God the Son

Jesus Taught in Parables

Picture Stories:

Today we're talking about how Jesus used parable to teach people about God. But what is a parable? A parable is like a picture story. It uses things that people know about to teach a lesson. You just used picture-stories in the **intro activity** when you taught about what all the different objects could stand for. You all taught us something about God using parables just like Jesus did.

Object Lesson: Now I'm going to show you something cool to teach about God.

(perform the 'Tea Bag' trick in the lesson supplement) I bet you never thought you could learn something about God from a tea bag before. But you just did! All the parts of the tea bag stood for something. This is just how Jesus used picture-stories. Every part meant something and told something about God. Jesus didn't just teach in picture-stories for fun; there was a

reason why Jesus taught like this. How many people here think that they'll remember this tea bag trick when they go home tonight, or even at school tomorrow? I bet a lot of you will. That's why Jesus taught like this. Our lesson Power Point says **Jesus taught in picture-stories to help us understand and remember God's word.** He wanted people to remember what He said, so He put it in a cool and different way that they could understand and remember it. People remembered His picture-stories so well that we still hear about them today, almost 2000 years later!

Sower Skit: Now we're going to act out one of Jesus' picture-stories. This one is called "The Parable of the Sower." (See lesson supplement for how to act out this skit)

Apply: We just learned God's word through that picture-story. That was Jesus' goal!

Power Point

Jesus taught in parable to help people see the truth about God's kingdom.

MEMORY VERSE:

"But the seed falling on good soil refers to someone who hears the word and understands it." Mt. 13:23

Intro Activity: How's This Like God?

Have a tray full of random objects. Then have kids come up one by one and choose one of the objects. When they do, have them explain how it shows something about God. Let kids be creative and come up with different ideas. There is no right answer for this.

After each object has been explained by the kids, explain to the kids why you did this. This illustrates how Jesus used parables (picture-stories) to tell things about God. Just as the kids had just used all these objects to tell about God, so Jesus used picture-stories to teach about God.





Object Lesson: The Tea Bag Trick

Items needed: a lighter or match, a tea bag and a metal cookie sheet. *(Have a fire extinguisher)*

Procedure: Hold up the tea bag and say, “*This tea bag represents a person who first gives his/her life to Jesus.*”

- Carefully remove the staple and tag — “*This staple represents the bondage that Satan brings into our lives before we meet Jesus. This tag reminds us of the labels we had attached to us. For example, liar, thief, sinner.*”
- Dump out all the tea — “*This tea represents all the sins in our lives and dumping it out is like receiving the forgiveness that Christ offers us.*”
- Open the bag into a clean straight tube — “*God never intended for us to be all bound*

up and full of sin. Instead, He wants us to be an open channel. (Hold the tube so the kids can see through it.) See how there is nothing to stop the flow of God’s Spirit now?”

- Set the tube upright on the cookie sheet and set the top on fire — “*Now comes the exciting part! God can begin to use us now. He puts the fire of His Spirit in us and we begin to shine as lights. We are a testimony of God’s power in our lives.*”
- As the ash rises into the air — “*Someday Jesus has promised to return and take us up to heaven to live forever with Him.*”

Small Group Discussion

Ask your students this question: “Why did Jesus teach in parables rather than just saying what He meant?”

After some discussion, you might want to say that parables were a kind of code that could be cracked only with a degree of spiritual discernment. People who were following Jesus and thinking about his teachings could figure out what the parables meant; others had to start from scratch. The better people got at understanding the parables, the more sense they could make of everything else Jesus said.

Not all the parables required rocket scientists to solve them. Some were short and to the point, such as the parables about the “kingdom of heaven.” For example, the kingdom of heaven is compared to these:

- A mustard seed, because a tiny seed is planted that soon becomes a large and protective plant (Matthew 13:31-32)
- Yeast, because a little bit mixed into a large

batch of bread affects the whole loaf (Matthew 13:33)

- Hidden treasure, because once you find it, you will want to let go of everything else to secure it (Matthew 13:44)
- A pearl of great value, which a wise merchant will acquire by trading everything else he has (Matthew 13:45)
- A fisherman’s net, because it will catch both good and worthless fish, which will be separated later (Matthew 13:47-50)
- A seed that grows continually and mysteriously, produces grain, and is harvested (Mark 4:26-29)

Say: Jesus loved to teach people about the Kingdom of God, and He often used parables to do this. Jesus used parables because they were easy to remember and helped people understand important lessons about God’s love and how He helps us live a good life. By listening to these stories, people could learn more about God’s Kingdom in a fun and interesting way!

Sower Skit

Text: Mark 4:3-8

Characters Needed:

The Narrator

Four Actors (Non-speaking parts)

Summary: As the narrator reads each passage, the four actors will act it out. Have the actors take turns being the “seed” that gets planted while the other three will be the birds, the rocks, the weeds, and the rows of fertile soil. The four actors stand in a line up front and wait for the action to start.

Narrator: “Listen! A farmer went out to plant some seed. As he scattered it across his field, some of the seed fell on a footpath, and the birds came and ate it.” (NLT)

Seed: Jumps into the center of stage as if it is a seed being thrown and immediately hunkers down into a ball.

Birds: The other three actors put their hands under their arm pits and stick their elbows out as if they are wings. They say: “Caw! Caw! Caw!” as they surround the seed, pick it up and carry it away. *(All four actors stand back at attention in a line up front)*

Narrator: “Other seed fell on shallow soil with underlying rock. The seed sprouted quickly because the soil was shallow. But the plant soon wilted under the hot sun, and since it didn’t have deep roots, it died.”

Rocks: This time 3 actors jump into the center of the stage and hunker down as if they are rocks. The 4th actor then jumps into the middle of the rocks and hunkers down as if it has been thrown there by the farmer. Actor 4 slowly puts their arms out as if they are growing. They grow up and up and then, suddenly wither and die. *(All four actors stand back at attention in a line up front)*

Narrator: “Other seed fell among thorns that grew up and choked out the tender plants so they produced no grain.”

Weeds: Have 3 actors jump into the center and hunker down as if they are weed seeds. Then, the 4th actor is the good seed and jumps into the middle of the weeds. The 4th actor puts out their arms as if they are growing. They slowly grow up and up, and suddenly, the weeds put out their arms and begin to grow. The weeds grow over to and around the good seed plant and begin to choke it. *(All four actors stand back at attention in a line up front)*

Narrator: “Still other seeds fell on fertile soil, and they sprouted, grew, and produced a crop that was thirty, sixty, and even a hundred times as much as had been planted!”

Fertile Soil: Have 3 actors lie down on the floor in straight rows. The good seed will jump into the middle of the rows, hunker down, and then begin to grow up and up and up and beam with happiness. *(All four actors will again stand back up front at attention and then the skit will end.)*

Leader Say: After Jesus tells the parable of the Sower, He explains that the seeds represent God’s message, and the different types of soil represent how people respond to it. Some people hear God’s message but forget it quickly, like seeds on a path. Others are excited at first but give up when things get tough, like seeds on rocky ground. Some people let worries and desires for other things choke out God’s message, like seeds among thorns. But some people listen and follow God’s message, growing strong and producing good things, like seeds in good soil.



Take-Home

Summary

Bible Passages:

Matthew 13:10-17

Main Point:

Jesus taught in parables to help people see the truth about God's kingdom.

Discuss:

Q: Why did Jesus use parables?

A: To make His teachings easy to understand.

Q: Why did some people not understand them?

A: He hid the truth from those who didn't want to understand.

Q: Jesus taught about the Kingdom of God. Who is the King of that Kingdom?

A: Jesus

Gospel Connection: Through parables, Jesus taught His disciples and the multitudes, guiding them toward a deeper understanding of God's kingdom and His redemptive plan, ultimately pointing to His death and resurrection as the means of salvation.

Explore the Bible

Consider having "Parable Week" with your family. Explore one or two of Jesus' parables each day and discuss what He was teaching us in each one.

The Gospels are filled with the teachings of Jesus, and here are a few short, "don't miss" passages to read with your kids: Matthew 11:28-29; 18:15-17; 19:14; Mark 10:29-31; Luke 6:39-40; 10:1-25; & John 5:39-40; 8:28-29;

Journal Time

Have your child/children write answers to the following questions in their journals. (If they have no journals, consider helping them begin one.)

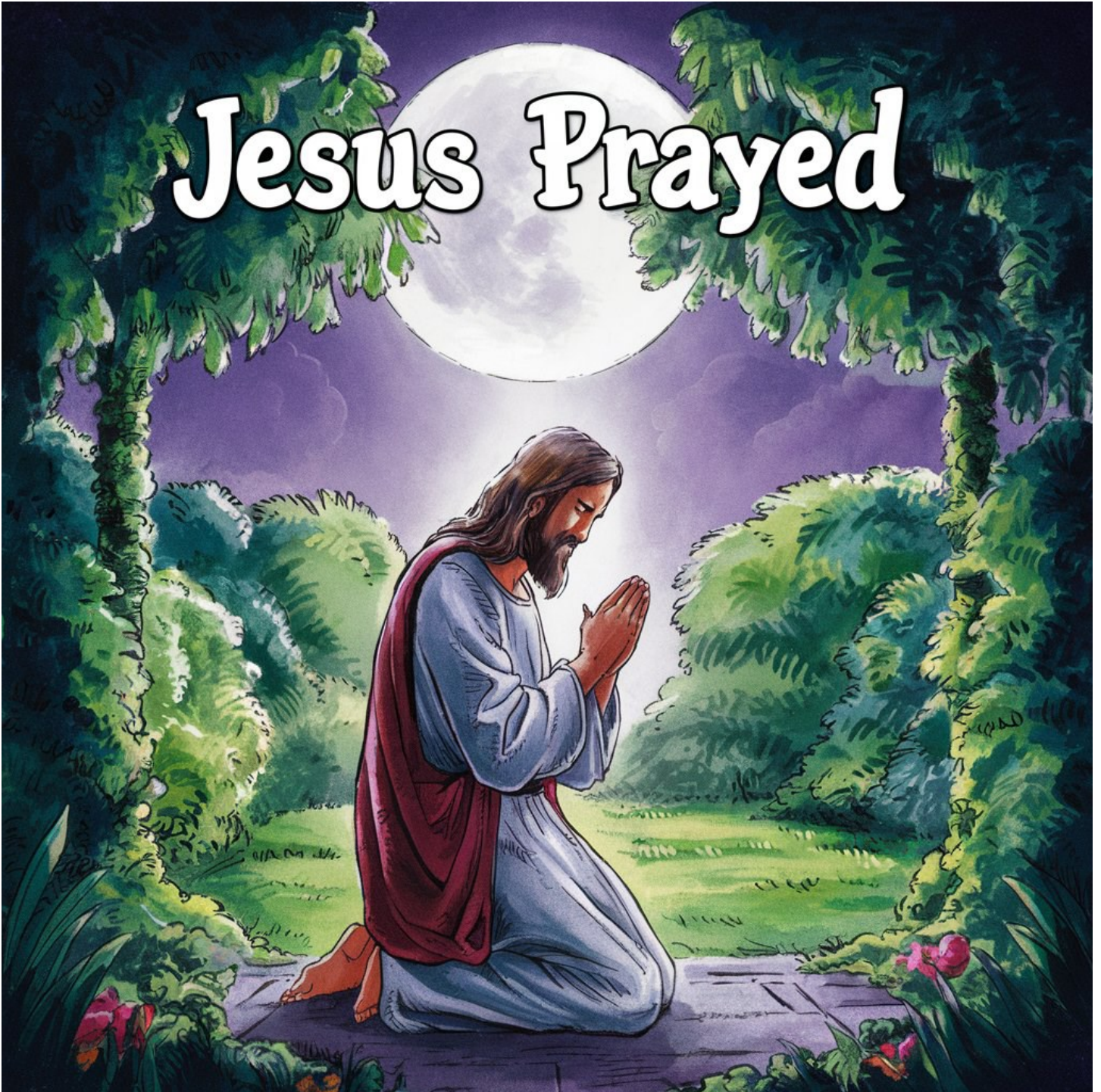
- What does this lesson teach me about God or the gospel?
- What does this lesson teach me about myself?
- Are there any commands in these passages to obey? How are they for God's glory and my good?
- Are there any promises in these passages to remember? How do they help me trust and love God?
- How does this lesson help me to live on mission better?

Apply and Pray

Dear God,

Thank you for teaching us through stories and parables, just like Jesus did. Help us to be creative and find ways to share Your truth with others in a way that is relatable and easy to understand. Give us patience and persistence as we share Your Word with others, just as Jesus did. May our words be like seeds sown on good soil, taking root and bearing fruit in the hearts of those we share with. Amen.

Jesus Prayed



Quarter 2: God the Son — Lesson 21



Year 1—Quarter 2: God the Son

Jesus Prayed

Bible Study:

Prayer is a Conversation

Jesus didn't just recite words; He had a conversation with God. He talked about what was on His heart, just like we do with our friends. For example, in Matthew 26:36-44, Jesus went to the garden to pray before His arrest. He said, "Father, if you are willing, take this cup from me; yet not my will, but yours be done." Jesus was honest with God about His feelings and asked for God's help.

Praying for Others

Jesus often prayed for His friends and followers. In John 17:1-26, Jesus prayed for His disciples, asking God to protect and guide them. We can pray for our family and friends too, just like Jesus did. Ask God to help them or to be with them in times of need.

Praying with Sincerity

Jesus prayed with a sincere heart, just like we should. He didn't try to impress God with fancy words or pretend to be something He wasn't. In Philip-
pians 1:9-11, Jesus prayed for His followers to have a deeper understanding of God's love and to live a life that honors God.



Power Point

Jesus' prayer life shows us that prayer is a conversation with God, not just a set of words.

MEMORY VERSE:

"When I am afraid, I will trust in you." Psalm 56:3

Activity: Handle With Prayer

This is an exercise for kids to get to see how easy prayer is. Inform the kids that this is a different kind of activity than normal, but it's still fun. Take five kids to come up and volunteer for the first part of this activity. Ask them to repeat the following sentence, but fill in the blank. "Thank you God for ____." Allow the kids to fill it in with whatever they want, as long as it's something they're thankful for. After that, highlight to the kids that they just prayed to God and how easy that was.

Then ask for five more volunteers to come up and help you with a different activity. Have different colored pieces of paper and give one to each kid. Then have that kid pray about something that color reminds them of.





Object Lesson: Sharpen Your Ax

Object needed: an ax

As you hold the ax, tell the following story: Some years ago a young man was looking for work. He approached a foreman of a logging crew and asked him for a job. "It depends," replied the foreman. "Let's see you take this one down." The young man stepped forward and skillfully felled a great tree. The foreman was impressed and exclaimed, "You can start on Monday!" Monday, Tuesday, and Wednesday rolled by. Thursday afternoon the foreman approached the young man and said, "You can pick up your paycheck on the way out today." Star-



tled, the young man asked, "I thought you paid on Fridays." "Normally we do," answered the foreman, "but we're letting you go today because you've fallen behind. Our daily charts show that you've dropped from first place on Monday to last place on Wednesday." "But I'm a hard worker," the young man objected. "I arrive first, leave last, and I've even worked through my coffee breaks!" The foreman, sensing the boy's integrity, thought for a minute and then asked, "Have you been sharpening your ax?" The young man replied, "Well, no, sir. I've been working too hard to take the time."

Application: How about you? Too busy to sharpen your ax? Prayer is the hone that gives you the sharp edge. Without prayer, the more work you do, the duller you'll get. We need to take time to stay sharp as we go about the work of Christ's kingdom!


Lesson Introduction:

For the last couple of months, we've been talking about the life of Jesus; when, where and how He was born and all the things that He did. Do you remember talking about Jesus healing people or casting out demons? Well, today we're talking about another part of Jesus' life. We're talking about Jesus prayers. Do any of you kids have a best friend? (*allow for responses*) Do you like to spend time with that person? Do you like to hang out with them at recess or talk to them at church? The reason that that person is your friend is because you spend time with them just hanging out. Jesus spent a lot of His time praying to God. Sometimes, Jesus would have to get away from all the people that followed Him around just so that He could pray to God. The reason that Jesus did this is so that he could spend time with God and get to know Him. Jesus wanted to make God His best friend.

And the way that He did that was just by spending time with God. Praying isn't hard. All of you just found out how easy it is to pray. You don't have to go to Bible school or be a pastor to pray, anyone can do it! All you have to do is just talk to God, just like you would talk to your mom or dad or best friend. God wants to be your best friend. The way to make God your best friend is to hang out with Him in prayer, just like Jesus did.

FOOD FOR THOUGHT:

**WHEN THE DISCIPLES
ASKED JESUS HOW TO
PRAY, HE TOLD THEM THE
LORD'S PRAYER IN LUKE
11:2-4**



Take-Home

Summary

Bible Passages:

Mt. 26:36-44; Jn. 17:1-26;
Phil. 1:9-11; Ja. 5:13-16

Main Point:

Jesus' prayer life shows us that prayer is a conversation with God, not just a set of words.

Discuss:

Q: Can you think of times when Jesus prayed for others?

Q: What does Jesus' prayer life teach us about the importance of talking to God?

Q: How did Jesus' prayer life show His dependence on God the Father?

Q: What can we learn from Jesus' example of praying in solitude and quiet?

Gospel Connection: Jesus' prayers were characterized by a persistent and passionate dependence on the Father, rooted in His own identity as the Son of God and Savior, and focused on glorifying God through the salvation and sanctification of humanity.

Explore the Bible

Have these items: a phone, a letter, and an email. Ask, what does prayer have in common with these? (Prayer is a way to communicate with God.)

Read James 5:13-16 and emphasize God's promise to answer our prayers and grow our relationship with Him. Talk about writing in their journals what they are praying for and how God answers those prayers.

Journal Time

Have your child/children write answers to the following questions in their journals. (If they have no journals, consider helping them begin one.)

- What does this lesson teach me about God or the gospel?
- What does this lesson teach me about myself?
- Are there any commands in these passages to obey? How are they for God's glory and my good?
- Are there any promises in these passages to remember? How do they help me trust and love God?
- How does this lesson help me to live on mission better?

Apply and Pray

Lead your family in a conversational prayer time where each one says something to God. (It could be a "Thank You" or a need or something they like about God Himself) There is no need to pray in order, just let each one speak when something comes to their heart.

JESUS RAISED THE DEAD



Quarter 2: God the Son — Lesson 22



Year 1—Quarter 2: God the Son

Jesus Raised the Dead

Bible Study: Lazarus

Today we are talking about Jesus raising the dead and the miracle that we are focusing on is about Lazarus. Lazarus and his sisters, Martha and Mary, were friends of Jesus. When Lazarus became sick, Martha and Mary sent word to Jesus to come and heal their brother. After hearing the message, Jesus waited for a couple of days before going. By the time he got there Lazarus was dead. Jesus could have raised Lazarus from the dead immediately, but first he questioned Martha and Mary to see if they had faith. Mary responded, "I believe that you are the Christ, the Son of God, who was to come into the world." (John 11:7) Then Jesus called out in a loud voice "Lazarus come out" and the Lazarus walked out. (John 11:43) Lazarus had been dead for

4 days and the Bible says his body stunk, but Jesus had the power to raise him from the dead. Jesus has the power to not only raise the physically dead but the spiritually dead too.

Before we became Christians, we were dead spiritually. Ephesians 2:4-5 says "God, who is rich in mercy, made us alive with Christ even when we were dead in transgressions." If we believe in Jesus we can have eternal life in Him (John 6:40). So if you are a Christian you have experienced Jesus' miraculous power first hand. Each and every person who believes in Jesus has been raised from the dead. Jesus has the power to raise people from the dead and He is still doing it today. You are a witness of Jesus' power and mercy because he raised you from the dead.

Power Point

Jesus has power over death.

MEMORY VERSE:

"I am the resurrection and the life." John 11:25

Drama: Human Video "Lazarus"

Pick out some children to silently act out the actions that are taking place in the song called "Lazarus Come Forth" by Carman (On YouTube). The characters needed, in order of appearance, are: Jesus, Lazarus, Mary, Martha, Gideon, Abraham, Isaac, Jacob, Solomon, Ezekiel, Job, Sampson, Shadrach, Meshach, Abednego, Jonah, Daniel, David, and Moses. Have Jesus, Mary, and Martha off to one side. The sisters should pretend to be crying. Then have the saints be in a line and have Lazarus in the middle of them. Moses will need a stick for a prop. Finish by having Lazarus walk to Jesus and everyone cheer.





Small Group Discussion

Read the Bible: John chapter 11

Ask this question: Why did Jesus wait two more days before setting off for Bethany? (John 11:6)

Discussion: Allow your students to come up with their own ideas. Be ready to add to the discussion these additional ideas.

- If Lazarus died on the day the messenger left Bethany to find Jesus, and if he was placed in the tomb the same day in accordance with Jewish custom, then he would indeed have been dead for four days when Jesus arrived.
- Tradition also held that the soul lingered near the body for three days, and some speculate that Jesus deliberately timed his arrival for the day on which Lazarus' death would be "final."

Jesus' timing demonstrated beyond any question His absolute power over the grave.

- It must have looked like a scene from "The Mummy" as Lazarus came out with his hands and feet still wrapped in linen strips and a cloth around his face. As the assembled people stared in total disbelief, Jesus spoke up and told them to remove the grave clothes and set the poor guy loose.
- In light of such a miracle, many people immediately put their faith in Jesus. And from that day on, the religious leaders plotted to take Jesus' life. In addition, Lazarus had become a living testimony to what had happened, so the chief priests started looking for opportunities to kill him as well (John 12:10).

Two More Resurrections:

Jesus performed numerous miracles to prove His authority over sickness and disease, and to demonstrate His power over nature. He didn't wander around with rampant disregard for the natural order of the world, but He showed that even the laws of nature could be altered when God determined to do so. And in three instances we know of, Jesus also displayed power over death itself.

Lazarus was one and **here are two others:** One day a synagogue official named Jairus went to Jesus with the urgent request to return to his home and heal his 12-year-old daughter, who was near death. On the way a group of men met them and told them not to bother — the girl had already died. At once Jesus told the distraught Jairus, "Don't be afraid; just believe." continuing to the house, they found it filled with mourners. Everyone was wailing and crying, but they

paused to laugh incredulously when Jesus declared that the child was only sleeping. Unperturbed, Jesus sent everyone from the room but Peter, James, John, and the girl's parents. Then he walked over to the girl, took her by the hand, and told her to get up. Immediately she stood up and began to walk around. Jesus told the astonished witnesses to fix the girl something to eat, and gave them strict orders not to let the story get around.

Another time Jesus was visiting a village called Nain, where he passed a funeral procession. The dead youth was the only son of a widowed woman. Jesus felt compassion for the woman and told her not to cry. He said, "young man, I say to you, get up." The former corpse sat up and started to talk. We have no idea what he said, but it must have been interesting.

Jesus heals Jairus's daughter.

Matthew 9:18-26; Mark 5:22-43; Luke 8:40-56



Take-Home

Summary

Bible Passages:

Jn. 11

Main Point:

Jesus has power over death.

Discuss:

Q: How long was Lazarus dead? (4 days)

Q: What were the names of Lazarus' sisters? (Mary & Martha)

Q: Why didn't Jesus immediately go and heal Lazarus? (Jesus' delay was part of God's plan to demonstrate His power and glory. Jn. 11:4)

Gospel Connection: Jesus showed that He has the power over death and can bring people back to life. Jesus is not only the One who can heal our bodies, but also the One who can give us eternal life. He is the Resurrection and the Life. When we believe in Jesus, we can have eternal life with Him in heaven.

Explore the Bible

Read John 11.

Point out that: Before going to Lazarus' tomb, Jesus prayed to His Father in heaven. He thanked God for hearing Him and asked that God would glorify His name through this miracle. **Explain:** This showed Jesus' dependence on God and His trust in God's power.

Then say: Jesus is not only the One who can heal our bodies, but also the One who can give us eternal life. He is the Resurrection and the Life. When we believe in Jesus, we can have eternal life with Him in heaven.

Journal Time

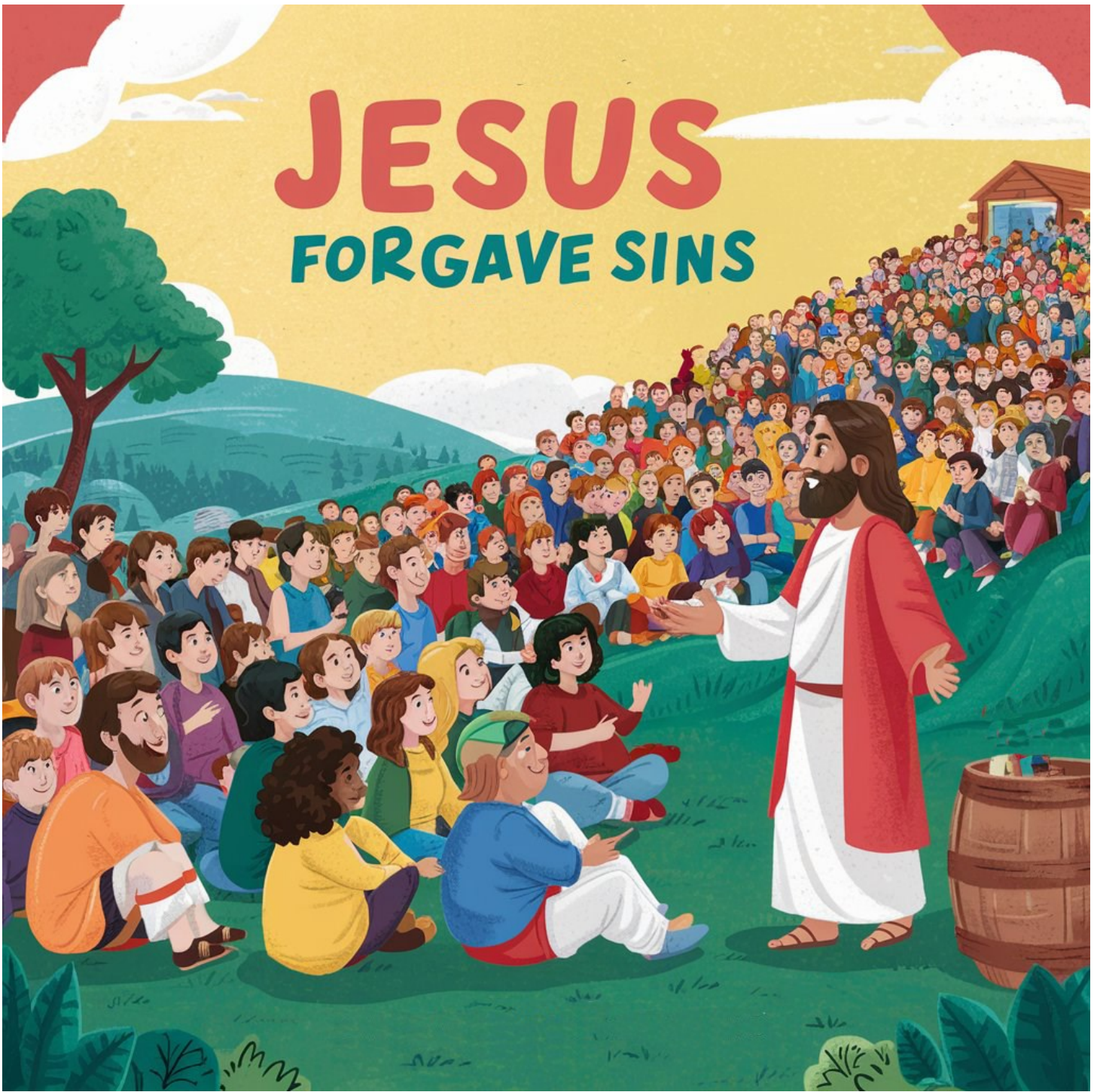
Have your child/children write answers to the following questions in their journals. (If they have no journals, consider helping them begin one.)

- What does this lesson teach me about God or the gospel?
- What does this lesson teach me about myself?
- Are there any commands in these passages to obey? How are they for God's glory and my good?
- Are there any promises in these passages to remember? How do they help me trust and love God?
- How does this lesson help me to live on mission better?

Apply and Pray

Create a simple tomb using a cardboard box or a paper bag. Wrap a small toy or a drawing of a person in "burial cloths" (construction paper or cloth strips). Have the kids pretend Jesus is calling out to the person inside the tomb, "Come out!" Then, have them unwrap the toy/person, symbolizing Lazarus' resurrection.

Ask kids to pray with you, thanking God for Jesus' power over death and His promise of eternal life. Encourage them to trust in Jesus and ask Him to be their Savior and Lord.



Quarter 2: God the Son — Lesson 23



Year 1—Quarter 2: God the Son

Jesus Forgave Sins

Bible Study:

Today we are going to talk about forgiveness. To help us understand Jesus' power to forgive, we are going to act out Matthew 9:2-8. (*Choose people to act out the part as you read the story. The characters needed are Jesus, 2 friends, paralytic, and teachers of the law*). Kids, did you notice that in the story, Jesus forgave the man's sins before He healed him? Why do you think that is? It is more important to forgive sin than to heal someone. The spiritual health of a person is more important than his/her physical health. Because Jesus was God's Son, He could forgive his sins and make him well spiritually. Everyone think of a time when you did something bad and someone forgave you. Didn't it feel good to be forgiven! Since, Jesus has forgiven us of our sin, we need to forgive others when they do something wrong towards us. We are told to "forgive as the Lord forgave us." (Col. 3:13) Forgiving not only shows others that we love them

but it testifies about the amazing forgiveness we have been given from Christ. The Bible says that we have all sinned Romans 3:23 but Jesus paid the price for our sins by dying on the cross in our place. Because he died and rose again, we can be forgiven of our sins. Because we have been forgiven of so much, we should forgive others. How many of you have heard the parable of the unmerciful servant? Mat. 18:21-35. Well there was a servant who owed a lot of money, and his master forgave him his debt. Then the servant went out and demanded the little amount of money that another servant owed him. The master heard about this and had him thrown into prison for not forgiving the other servant. The lesson is that because God forgave us of our huge debt, we need to forgive others.

Power Point


Jesus forgave sin so we also need to forgive.

MEMORY VERSE:

"Forgive as the Lord forgave you." Colossians 3:13

Game: Debt B-Ball

Pick 2 volunteers to come and play this game. Have a basketball hoop set up and a basketball. (*You may use bean bags and a waste basket.*) Tell the children that for every basket they make, they get 50 points but for every one basket they miss, 50 are taken away. They each get ten shots and you will be keeping score on the whiteboard. Once the children have each shot 10 times. Tell them how much they owe or gained. If they are in debt tell them that "Since today we are going to be talking about forgiveness, I'll forgive you your debt and you won't owe anything." Then wipe the board clean. (This game also works with teams of kids.)





Story: Brandon's Mess

There once was a dad who had a three-year-old son named Brandon. One day, Brandon sees his dad eating chocolate chip cookies in the living room and says to himself, *Daddy loves chocolate chip cookies with milk. So I'm going to give Daddy a glass of milk.* With that thought Brandon goes into the dining room and drags a chair from the dining room into the kitchen, leaving a trail of scratch marks on the floor. Brandon climbs up on the chair and hitches himself onto the counter to pull at the cabinet door. Wham! It smashes against the adjacent cabinet door, leaving a gash where the handle hit it. Brandon reaches for a glass, accidentally knocking two others off the shelf. Crash! Tinkle, tinkle! But Brandon doesn't care. He's thinking, *I'm going to get Daddy some milk!* Meanwhile, Brandon's dad is watching all this, wondering if he should step in and save the rest of his kitchen. He decides, for the moment, to watch a little more as Brandon scrambles off the chair, dodging the pieces of broken glass, and heads for the refrigerator. Pulling violently on the refrigerator door, Brandon flings it wide open — and it stays open, of course. Brandon puts the glass on the floor (out of harm's way, supposedly) and grabs, not the little half gallon of milk, but the big gallon container that is full of milk. He rips open the top, pours it in the vicinity of the glass, and even manages to get some milk in the glass. The rest goes all over the floor. Finally done, Brandon puts the milk carton on the floor and picks up the glass yelling, "Daddy, I got something for you!" He runs into the living room, trips, and spills milk all over the place — the floor, the sofa, his dad. Brandon stands up and looks around. Now he sees broken glass, milk everywhere, cabinets open, his dad with milk from his eyebrows to his toes, and starts to cry. Through his tears, he looks up at his dad with the pained expression that says, "What are you going to do to me?" His

dad only smiles. He doesn't see a kid that just destroyed his house. Instead he sees a beautiful little boy whom he loves very much. It doesn't matter what he's done. Brandon's dad stretches his arms out to hold his little boy tight and says, "This is my son!"

Application: When we talk about God as our Father, the kind of father we're talking about is Brandon's father. God is a father who loves us unconditionally, even though we make a real mess of things. Jesus told a similar story about another son who messed up. We call the story "The Prodigal Son." It also could be called "The Parable of the Loving Father" because, just like Brandon's Dad did, the father in the story threw his arms around his son and said, "This is my son!" (To read this story from the Bible, see Luke 15:11-32.)



Brandon's Mess



How 2 pray



Forgive us our sins.



as we forgive others...

Take-Home

Summary

Bible Passages:

Matthew 9:1-8

Main Point:

Jesus has the power to forgive sins.

Discuss:

Q: What did Jesus say first to the paralytic in Mt. 9?

A: "Son, your sins are forgiven."

Q: What did forgiving the paralytic's sin prove?

A: It proved He was the Son of God.

Q: Why should we forgive?

A: Because Jesus forgave us.

Gospel Connection: Jesus Christ died on the Cross, bearing the punishment for humanity's sins, and in doing so, God the Father forgave all people for all time.

Explore the Bible

Read Matthew 9:1-8

Ask: Jesus saw that the man was paralyzed, so why did He first say, "Take heart, son; your sins are forgiven." ?

After your family discusses possible reasons, say: Jesus forgave the man's sins because he knew that the man's biggest problem wasn't his physical paralysis, but his spiritual sickness. Jesus came to heal not just bodies, but also souls. By forgiving the man's sins, Jesus was showing him that he was loved and accepted, just as he was.

Journal Time

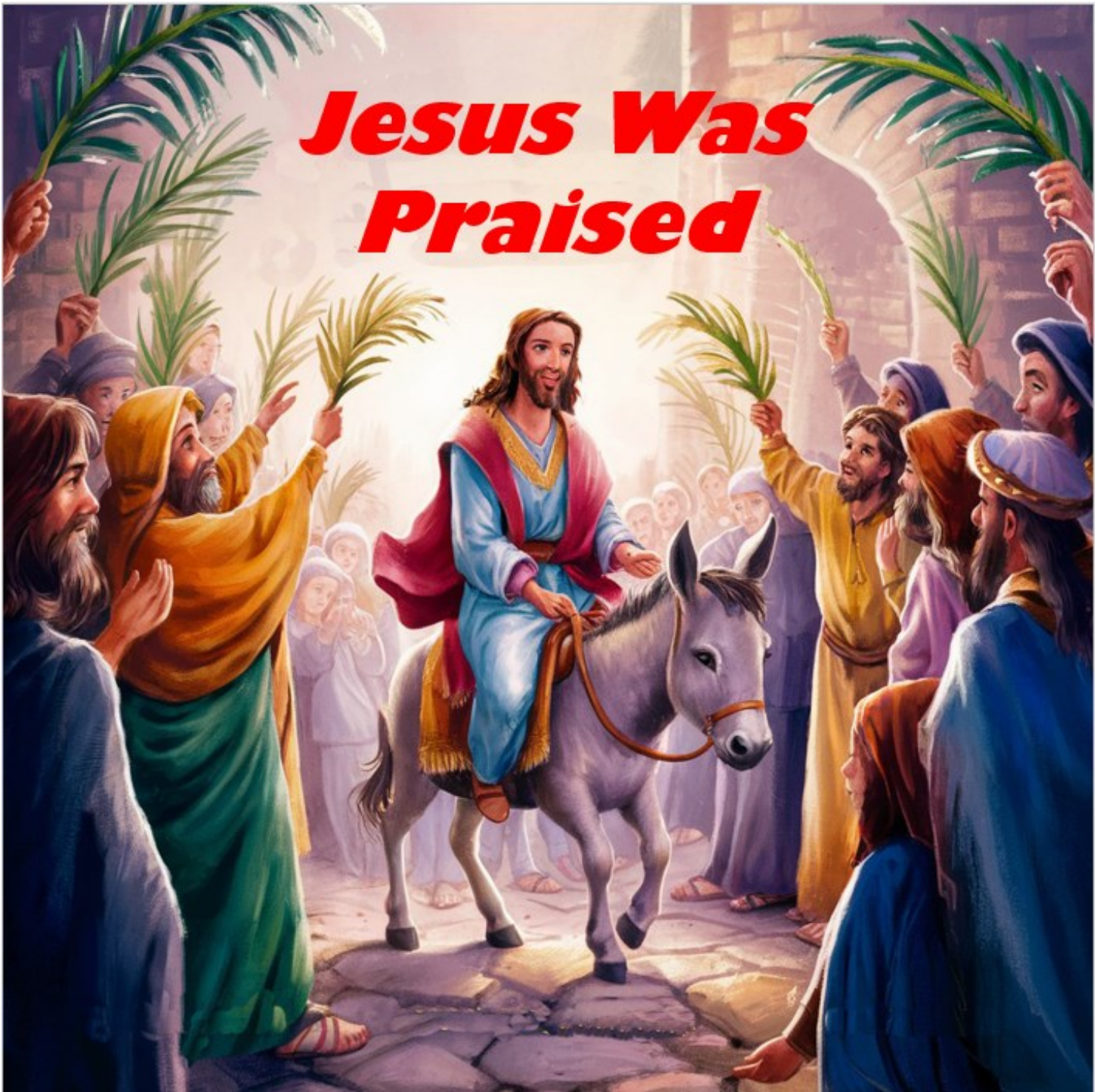
Have your child/children write answers to the following questions in their journals. (If they have no journals, consider helping them begin one.)

- What does this lesson teach me about God or the gospel?
- What does this lesson teach me about myself?
- Are there any commands in these passages to obey? How are they for God's glory and my good?
- Are there any promises in these passages to remember? How do they help me trust and love God?
- How does this lesson help me to live on mission better?

Apply and Pray

We can learn that Jesus is not just a helper, but a Savior who can forgive our sins and heal our souls. We can also learn the importance of having faith in Jesus, just like the paralyzed man's friends did. When we have faith in Jesus, we can trust that he will forgive us and help us become the best versions of ourselves.

Lead your family in a simple prayer of asking God for His forgiveness for any sins they have committed: whether sins they have spoken, thought, or done.



Quarter 2: God the Son — Lesson 24



Year 1—Quarter 2: God the Son

Jesus Was Praised (*Palm Sunday*)

Bible Study: Palm Sunday

How many of you have ever heard of Palm Sunday? Have you ever wondered why it is called “Palm Sunday?” Well it is not named after the bottom of your hand. To help answer this question, let's act out what happened on the first “Palm Sunday.” (As you read *Matthew 21:1-11* choose some kids to act it out. As a prop, give some kids palm branches.) During most of his life, people didn't accept Jesus as King. In this rare scene, large crowds clearly recognized him as the Messiah and honored him as such. One of the ways that they expressed this was by laying palm branches down on the ground so the donkey would walk on them. It

is similar to when people roll out a red carpet for a king to walk on. Just as the crowd was giving Jesus praise, we too need to praise Jesus with our words and actions because He is King. There is an old story of a man who says, “I sure wish I knew what town I was going to die in.” His friend asked him why he says that. He replies, “Cause I'd never go there!” Well, Jesus knew He would die in Jerusalem, but He went anyway.

Power Point

**Jesus is
worthy of our
praise.**

MEMORY VERSE:

“My tongue will speak of your righteousness and of your praise all day long.” Psalm 35:28



Give everyone a blank piece of paper and a pen. Kids have 3 minutes to give compliments to as many different people as they can. The kids are to get a check mark on their paper from each person that they give a compliment to. After three minutes, have them return to their seats and count all of their check marks. The person who gave the most compliments is the winner.



Object Lesson: “Checkmate!”

Object: Chess board and chess pieces. You may also choose to simply draw a picture on the board or show an overhead picture of a “checkmate” situation.

Lesson: First, make the point that in the game of chess, you win by placing your opponent’s king in “checkmate.” By having a thorough knowledge of all the rules of chess and all the possible moves, you can trap your opponent’s king into having no other moves left. Then, tell the students that Satan must have thought he had Jesus in “checkmate” on that day when He rode into Jerusalem on the donkey. All the pieces of

Satan’s plan to have Jesus killed started to fall into place to trap Jesus. How could Satan hope to trap the One who could raise the dead? Jesus was not a helpless victim at the mercy of more powerful forces. Rather, He was a willing sacrifice for others who were helpless and hurting. He knew His arrest was coming, but he remained in Jerusalem, choosing not to flee. His powerful enemies He addressed publicly as hypocrites, blind guides, snakes, and a brood of vipers. What seemed to be a “checkmate” for Satan, ended up being a win for Jesus (and all of us) instead.

Story: “The Bee Sting”

A vacationing family drives along in their car, windows rolled down, enjoying the warm breeze of the sunny day. All of a sudden, a big black bee darts in the window and starts buzzing around inside the car. A little girl, highly allergic to bee stings, cringes in the backseat. If she is stung, she could die within an hour without medical help. “Oh, Daddy,” she squeals in terror, “It’s a bee! It’s going to sting me!” The father pulls the car over to a stop, reaches back to try to catch the bee. Buzzing around toward him the bee bumps against the front windshield where the father traps it in his fist.

Holding it in his closed hand, the father waits for the inevitable sting. The bee stings the father’s hand and in pain, the father lets go of the bee. The bee is loose in the car again. The little girl again panics, “Daddy, it’s going to sting me!” The father gently says, “No honey, he’s not going to sting you now. Look at my hand.” The bee’s stinger is there in his hand.


Application: Paul exulted in I Corinthians 15:55, “Where, O death, is your victory? Where, O death, is your sting?” Jesus says to us, “Look at my hands.” He

has Satan’s sting, the sting of death, the sting of sin, the sting of deceit, the sting of feeling worthless. Jesus has all of those stingers in His hands. When you see the nail-scarred hand, realize that, on your behalf, Jesus took all the pain that Satan could throw at Him. He reduced Satan to a big black bee that’s lost its stinger — all Satan can do is buzz. That’s the victory that Jesus won for you.



People welcome Jesus to Jerusalem.

Matthew 21:1-11; Mark 11:1-11; Luke 19:28-44



Take-Home

Summary

Bible Passages:

Matthew 21:1-11

Main Point:

Jesus is worthy of our praise.

Discuss:

Q: What did Jesus ride into Jerusalem on?

A: A donkey

Q: What did the crowd do when Jesus entered the town?

A: They spread their cloaks on the ground and shouted praises.

Q: Why is Jesus worthy of our praise?

A: Because He is the King of kings.

Gospel Connection: Jesus came to rescue people from their sins and bring them closer to God, and His triumphant entry into Jerusalem is a reminder of His gentle yet powerful message of salvation.

Explore the Bible

Read Matthew 21:1-11. Jesus was praised that day and crucified one week later. Discuss with your child the events of the last week of Jesus' earthly life. You will want to help your child to understand how Jesus conquered death and brought our salvation. Use the "Bee Sting" story on a supplement page to help you explain:

Journal Time

Have your child/children write answers to the following questions in their journals. (If they have no journals, consider helping them begin one.)

- What does this lesson teach me about God or the gospel?
- What does this lesson teach me about myself?
- Are there any commands in these passages to obey? How are they for God's glory and my good?
- Are there any promises in these passages to remember? How do they help me trust and love God?
- How does this lesson help me to live on mission better?

Apply and Pray

Say to your family: Think about Jesus our King. Just like the people in Jerusalem, we can celebrate Him as our King. He came to save us from our sins.

Ask them: Tell us a way we can show our love and gratitude to Him. (Allow them to list some ways.)

Pray: Lead your family in a prayer of love and gratitude to Jesus our Savior and ask Him to help them show their love by doing some of the things your family listed.

Jesus was **CRUCIFIED**



Quarter 2: God the Son — Lesson 25



Year 1—Quarter 2: God the Son

Jesus Was Crucified (*Good Friday*)

Bible Study: Good Friday

Today we are talking about Jesus' crucifixion. To help us understand better, we are going to watch a video. (*Kids are very sensitive, so be sure to use a video you have pre-viewed. We suggest using a YouTube video on Jesus' crucifixion by Menno*) As we watch this video, think about all that Jesus went through for us. (*Show video.*)



Now most all of us have heard before that Jesus died for us, but why? The Bible says that the cost for sin is death. We have all sinned so we all deserve to die. Jesus loves us so much that He gave His life for us. Imagine if you were in danger and Jesus stepped in to save you. That's

exactly what He did! He took our place and died for us because He loves us so much.

When we think about this amazing love, we should say, "Yes, I accept it and thank you!" Let's all say it together: "Yes, and thank you!"

Jesus died on the cross so that everyone could live forever. But only those who believe that He died and came back to life will go to heaven. That's why it's so important for us to believe and to tell others about His love, so they can believe too.

Jesus would have died on the cross just for you. Even if you were the only person who needed to be saved, He still would have done it. But Jesus loves everyone and wants everyone to go to heaven. So, it's our job as Christians to share His love with others so they can have eternal life too.

Power Point

**Jesus died
so we can
live.**

MEMORY VERSE:

"For God so loved the world that He gave His one and only Son, that whoever believes in Him shall not perish but have eternal life."
Jn 3:16

Communion



The night before Jesus was crucified, the disciples and Jesus had one last super together. This meal was the first communion and people continue to take communion in memory of Jesus' sacrifice. We are going to take communion together. Read from Matthew 26:26. Have helpers pass out the bread to the children. Read Matthew 26:27-28. Have helpers pass out the grape juice. Finish in a prayer thanking Jesus for what He did on the cross for us.



Bible Drill: “Seven Last Utterances”

Here is an activity to help your students to gain skill in looking up Bible passages, have them look up each of the times Jesus spoke while He was being crucified. The Bible records seven utterances made by Jesus on the cross:

1. *“Father, forgive them, for they do not know what they are doing.”* (Luke 23:34)
2. (To the thief on the cross) *“I tell you the truth, today you will be with me in paradise.”* (Luke 23:43)
3. (To His mother) *“Dear woman, here is your son.”* (to the apostle John) *“Here is your mother.”* (John 19:26-27)
4. *“My God, my God, why have you forsaken me?”* (Matthew 27:46)

5. *“I am thirsty.”* (John 19:28)
6. *“It is finished.”* (John 19:30)
7. *“Father, into your hands I commit my spirit.”* (Luke 23:46)

It took Jesus about three hours to die. As He drew his final breath, Matthew records that a series of strange events took place throughout Jerusalem. The curtain of the temple *“was torn in two from top to bottom.”* The earth shook and rocks split. Tombs broke open, and the bodies of righteous people who had died came alive and were seen by many people (Matthew 27:50-53).

Craft: Handprint Cross

Here’s a fun and meaningful handprint craft idea for teaching kids about Jesus’ crucifixion:

Materials Needed:

- Construction paper (various colors)
- Paint (non-toxic, washable)
- Paintbrushes
- Markers
- Glue
- Scissors

Instructions:

1. Prepare the Paper:

Cut out a large cross shape from a piece of construction paper. This will be the base of your class mural craft.

2. Paint Handprints:

Have each child choose a color of paint and paint one of their hands. Help them press their painted hand onto a piece of construction paper to create a handprint. Repeat this step to make two handprints per child.

3. Cut Out Handprints:

Once the paint is dry, help the children cut out their handprints.

4. Assemble the Cross:

Glue the handprints onto the cross shape, arranging them so they look like they are “hugging” the cross. This symbolizes Jesus’ love and sacrifice.

5. Add a Message:

Use markers to write a message on the cross, such as “Jesus loves us” or “Jesus died for us.”

6. Decorate:

Let the kids decorate the cross with additional drawings, stickers, or glitter to make it special.

Application: This craft not only helps kids understand the story of Jesus’ crucifixion but also allows them to create something personal and meaningful. Plus, it’s a great artwork to hang up in your classroom to remind them of Jesus’ love and sacrifice.

Jesus dies on the cross.

Matthew 27:32-56; Mark 15:21-41;
Luke 23:26-49; John 19:17-37



Take-Home

Summary

Bible Passages:

John 3:16; Mt. 27:32-56;
Lk. 23:26-49

Main Point:

Jesus died so we can live!

Discuss:

Q: What is the cost of sin?

A: Death

Q: What should be our response to Jesus' sacrifice?

A: Yes, I accept it and Thank you

Q: In communion, what do the bread and juice represent?

A: The body and blood of Jesus.

Gospel Connection: For God so loved the world that He gave His only begotten Son, Jesus Christ, to bear the wrath of sin and separation from Himself on the cross, that whoever trusts in Him might be reconciled to God and receive eternal life, as Jesus Himself declared, 'It is finished' (John 19:30)

Explore the Bible

Read Luke 23:26-49 together, simplifying the language for younger children.

Focus on Jesus' love and willingness to die for our sins, despite the crowds' cries for crucifixion.

Ask questions to encourage understanding and discussion:

- Why did the people want Jesus to die?
- What did Jesus do while on the cross?
- What did He say to the thief on the cross?

Journal Time

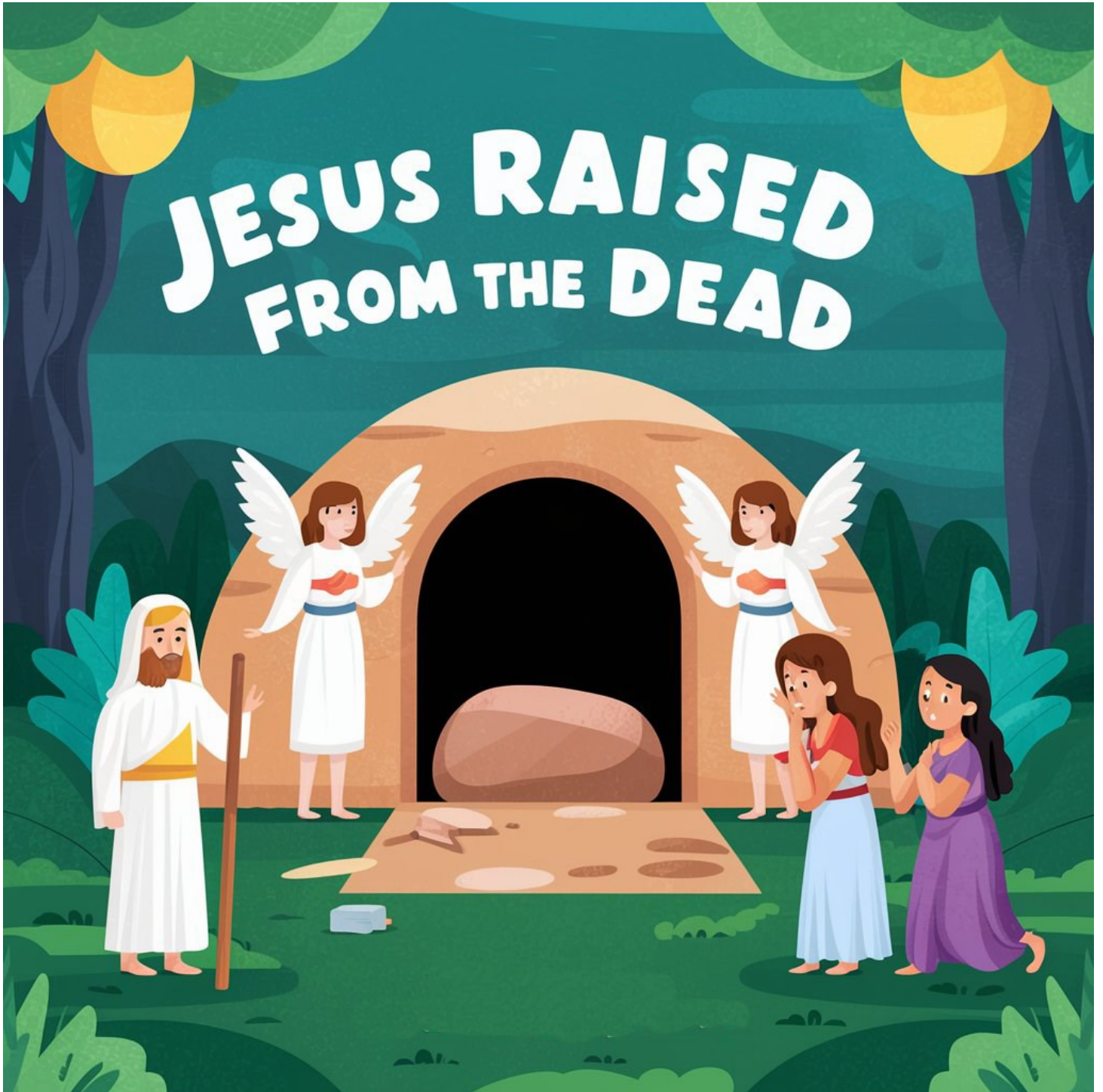
Have your child/children write answers to the following questions in their journals. (If they have no journals, consider helping them begin one.)

- What does this lesson teach me about God or the gospel?
- What does this lesson teach me about myself?
- Are there any commands in these passages to obey? How are they for God's glory and my good?
- Are there any promises in these passages to remember? How do they help me trust and love God?
- How does this lesson help me to live on mission better?

Apply and Pray

Ask your family to reflect on Jesus' sacrifice and its impact on their lives: + How does Jesus' love and sacrifice make you feel? + What does it mean to you that Jesus forgives our sins?

Pray: Dear God, thank you for sending Jesus to die on the cross for our sins. We're so grateful that Jesus took our place and paid the price for our mistakes.



Quarter 2: God the Son — Lesson 26



Object Lesson: Hide and Seek Story

Tell the kids how a Mom made up a special hide-and-peek game for her two kids to teach them about the true meaning of Easter. Say, "It went like this:" (*Consider having these objects to hold up as you tell the story.*)

1. First, Mom hid a little toy **plastic donkey** in the living room. (*In the fireplace*) Jesus rode a donkey into Jerusalem.
2. Next, Mom said to look in the backyard for a **doll table**. (*In the bird house*) Jesus knocked over tables in the Temple.
3. She hid **perfume** in the kitchen. (*In the refrigerator*) Mom told us about a woman who poured some nice-smelling stuff on Jesus' head because she loved him.
4. She hid two **leftover valentine hearts** filled with Easter candy in sister's room. (*In the doll house & beside the Raggedy Andy doll*). Jesus said to love God and love people.
5. Then, in the front yard she hid **old red shoes** (*In flower box*). She told us how Jesus washed his disciples' feet.
6. Mom put a **can of olives** in little brother's bedroom (*In one of his slippers*). She said Jesus prayed in the Garden of olive trees.
7. She said to look outside near the garage for a small **money pouch** with 30 pennies inside (*Inside back window of the station wagon*). She said Judas led the men to arrest Jesus.
8. Mom hid a ceramic **rooster** in her bedroom (*In her jewelry box*). She told about how Peter lied and said he didn't know Jesus. A rooster crowed right after Peter's third lie.
9. She made a **small cross** out of three nails wired together and hid it in the family room (*Stuck in the wicker love seat*). She explained how Jesus died on the cross.
10. Mom drew a **sad face** and put it in the dining room (*In a flower arrangement on the wall*). Jesus' friends were crying after He died.
11. On Easter morning we had to look for a **tomb** that Mom had made out of playdough in our backyard (*Under some bushes in the side flower bed*).



Jesus dies on the cross.

Matthew 27:32-56; Mark 15:21-41;
Luke 23:26-49; John 19:17-37



Take-Home

Summary

Bible Passages:

2 Cor. 5:17; Luke 24:1-12

Main Point:

Jesus rose from the dead so I could be a new creation.

Discuss:

Q: How did Jesus' friends feel when He was killed?

A: Sad and discouraged

Q: How did Jesus' friends feel after He rose from the dead?

A: Joyously surprised

Q: Why is it important that Jesus rose from the dead?

A: Jesus died to take my punishment. He rose to show that He has the power to defeat sin and death.

Gospel Connection:

Through His death and resurrection, Jesus has overcome death's power and sting (1 Corinthians 15:55-56), demonstrating God's sovereignty over life and death.

Explore the Bible

Read Luke 24:1-12 together. Ask your family to imagine they're with Jesus' friends, the disciples, when they find Jesus' tomb empty. They were sad and confused because they had seen Jesus die on the cross. But then, Jesus appeared to them, alive and well! This was a miracle that showed Jesus had overcome death and was still with them.

Discussion Points:

- Why did Jesus have to die on the cross? (*He took our sins upon Himself to forgive us.*)
- Why was Jesus' resurrection so important? (*It proved He was God's Son and showed His power over death.*)
- How did Jesus' friends feel when they saw Him alive again? (*They were happy, relieved, and amazed.*)

Journal Time

Have your child/children write answers to the following questions in their journals. (If they have no journals, consider helping them begin one.)

- What does this lesson teach me about God or the gospel?
- What does this lesson teach me about myself?
- Are there any commands in these passages to obey? How are they for God's glory and my good?
- Are there any promises in these passages to remember? How do they help me trust and love God?
- How does this lesson help me to live on mission better?

Apply and Pray

Ask your family to write a short sentence or phrase about what Jesus' resurrection means to them, such as "Jesus loves me so much He conquered death for me."

Pray: Dear God, thank you for sending Jesus to show us your love and power. Help us remember His resurrection and the hope it brings us. Amen.