



FEAR

NOT





Fear Not

Bible Lesson

Imagine you have a super cool secret about Jesus, and you really want to share it with your friends because it's just too awesome to keep to yourself! But, oh no, you're a little scared. What if they don't want to hear it? What if they say 'no thanks'?

Let's play a game called "What's the Worst That Could Happen?" We think of silly things like maybe your friend will make a funny face, or they'll say, "I'd rather eat broccoli!" Then, we switch it up and play "What's the Best That Could Happen?" Maybe your friend will say, "Wow, that's the coolest thing ever!" and they'll want to be friends with Jesus too!

On our imaginary whiteboard, we've got some "uh-ohs" and some "yays." Now, it's like choosing between an ice cream that might fall on the ground or one that definitely has sprinkles on top. Is sharing about Jesus worth the risk of a dropped ice cream? Hmm...

Remember the brave guy Stephen from the Bible? (*Show this story in The Visual Bible—YouTube*) He was like a superhero for Jesus and even though he had to face the biggest "uh-oh" ever, because of him, lots of people wanted to be part of Jesus' team!

Our memory verse, Mat. 28:20, is like having a big promise that Jesus is always with us, like a Coach who never leaves your side. So, even if we're a bit scared, we can be brave because Jesus is with us, giving us a hug!

Being brave isn't about not feeling scared; it's about doing the right thing even when you have jelly knees. Just ask God, our super Coach, for a courage boost, and think about how happy your friends will be to hear the good news, not about the wiggly worms in your tummy!

So, what do you say, friend? Ready to share the best secret and be a courage champ?

Power Point

God is with you
and will give
you the cour-
age to
witness.

MEMORY VERSE
Matthew 28:19, 20:
"Therefore go...And
surely I am with you
always, to the very
end of the
age." (NIV)

A Fun Way to Chat About Faith: Get Real!

1. Make Friends! Imagine you're a detective, and you want to learn all about your new pals. The more you know them, the easier it is to chat about all the cool stuff you believe in. Remember, being nice to others is like following the golden rule from the Bible—it's like sharing your toys because you want others to share with you too!


2. Share Your Adventure! Your journey with Jesus is like your secret treasure map. You don't have to make up tales about your adventure, and you don't need to worry if others think your map is a bit wacky. You can tell your story loud and proud, just like a superhero!

3. Be Curious! Ask your friends lots of questions, like you're on a quest to discover hidden secrets.

It's not just about knowing their favorite ice cream flavor, but also making sure they get what you're saying. If they're puzzled, help them out! Maybe they've got some cool questions too.

4. Giggle and Wiggle! Laughter is like a magic key that opens up a chest full of giggles and good times. You don't need to be a comedian, but a good chuckle can make talking about what you believe as easy as sliding down a rainbow. When everyone's having a blast, sharing your faith feels like part of the fun!





The Matchbox and the Coin

(Have a matchbook and a coin to show)

A girl of twelve lived in a country where Christians were abused and persecuted. She was thinking of becoming a Christian, but she could not stop worrying about the consequences. “If I follow Christ, can I be sure that He will keep me safe and protect me from harm?” she wondered. Her friend picked up an empty matchbox and slipped a silver coin inside it. “Look,” said her friend. “The matchbox is like your body; the silver coin is like your spirit. If I fling this matchbox on the floor, what happens to the silver piece?”

“Nothing. It will not be hurt.”

“And if I scrunch up the box in my hand?”

“Well, the matchbox will break, but the silver

coin will stay undamaged in your hand.”

“If I throw it in the fire?”

“The matchbox will burn but not the coin.”

“And which would you say is more precious and important?”

“The silver coin, of course.”

“So in the same way, you can commit your body and spirit into the hands of Jesus, day by day. Your body may sometimes get hurt, and one day it will die. But the real you, the important part of you, will never die. In the hands of the Lord Jesus you will be kept safe from fear and sin.”

(From: Stories to Share by Patricia St. John)

Small Group Activity

Describe each of the following situations and discuss each in turn. Decide what a person should do, and then what a person risks in doing the right thing.

1. My teacher assigned the class an essay on “The best thing that ever happened to you.” We’ll have to read our final copies to the class. If I answer honestly, I will have to say it’s receiving Jesus as my Savior. But most of the kids in my class aren’t Christians. What should I write?
2. After church I decide to ride around on my new bike. A neighbor kid asks if he can ride it. I let him and the first thing he does is crash it into a tree. It’s now all beat up. I’m really mad at first but I decide to forgive him because I remember Jesus forgave me of so much. Later one of my non-Christian friends asks me why I forgave the kid for wrecking my bike. What do I say?
3. At school I overhear a group of popular kids talking about what they think happens after you die. They have a lot of crazy ideas such as “reincarnation” and “just sleeping forever.” One

of them turns to me and asks me what I think. I know they’re not Christians and I want to fit in. What should I do?

Ask the students to share a situation in which they had to decide whether they were going to witness or not.





Sharing Your Faith With the Jesus Catcher

(See the template on the supplement page)


Use the outside pictures as the choose one.

- **Crown** - God rules over all. He is Creator and King over all creation. Genesis 1:1 - *"In the beginning, God created the heavens and the earth."*
- **X** - We usually get an X when we get something wrong. We all have done wrong; we've chosen our own way instead of loving God. This is called sin and separates us from God. Romans 3:23 *"For we have all sinned and fall short of the glory of God."*
- **Cross** - Jesus left heaven, came to earth, lived a perfect life and then died on the cross to pay for the price of our sin. God raised Jesus from the dead though and we can accept His gift of eternal life! John 3:16 *"For God so loved the world that He gave His One and Only Son, that whoever will believe in Him will not perish, but have eternal life."*
- **Butterfly** - When we turn away from going the wrong way away from God and turn back to Him asking Jesus to forgive us and be the Savior and Lord of our life, the Bible says we are a new creation like a caterpillar turning into a butterfly! 2 Corinthians 5:17 - *"Therefore if anyone is in Christ, he is a new creation; the old things passed away; behold, new things have come."*

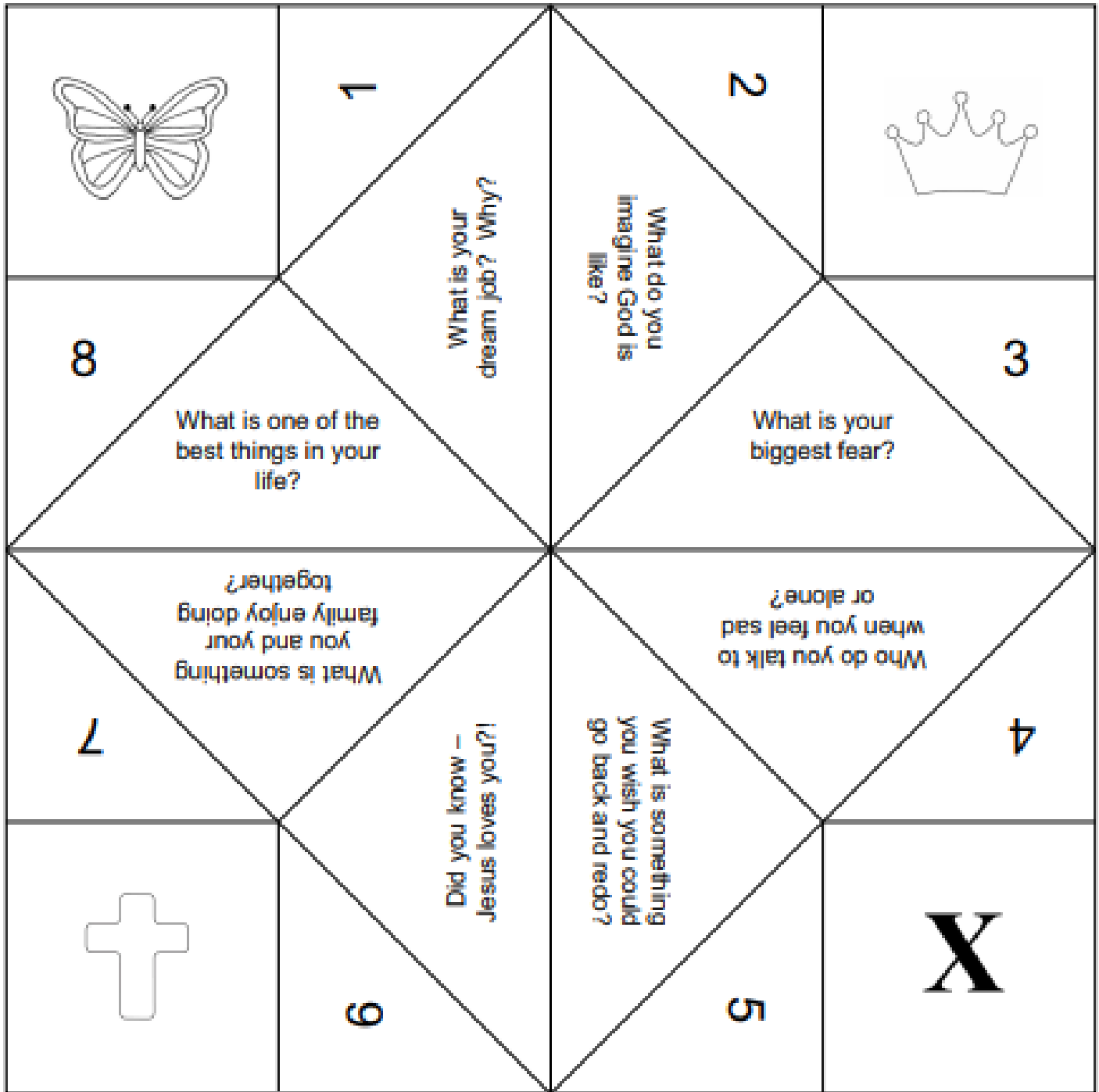
Use the inside conversation questions to help learn how to share the Gospel:

- What do you imagine God is like? (*Brings up God & gets them thinking about Him*)
- What is your biggest fear? (*Share how you turn to God when afraid.*)
- Who do you talk to when you are sad and alone? (*Comment on God's promises to be with us or that God cares.*)
- What is something you wish you could go back and redo? (*We do wrong and wish we could change.*)
- Did you know Jesus loves you? (*Introduces why Jesus came & what He did.*)
- What is something your family likes to do together? (*God wants us to be a part of His family.*)
- What do you want to be or do when you grow up? (*God has a plan for us.*)
- What is one of the best things in your life? (*Giving God thanks for His blessings.*)

This are to be used as doors to conversation and not all at once. They are a way to introduce the topic of the Good News and allow the Holy Spirit to work.



Share Jesus!



1. Print a copy for each child in your class.
2. Cut around the outside of the Jesus Catcher.
3. Fold in half and in half again.
4. Open out, turn over so top is blank and fold each corner into the middle.
5. Turn over and repeat.
6. Turn over so you can see the pictures.
7. Slide your thumb and your finger behind 2 of the pictures and press together so they bend around and touch.
8. Turn over and repeat with the thumb and finger of the other hand for the other two pictures.
9. All the pictures should now be at front with centers touching and you are ready to use your Jesus Catcher!