



TABLE OF CONTENTS

Quarter 3: Worship

Lesson 27 — What is Worship? (*Showing God We Love Him*)

Lesson 28 — Ways to Worship (*How the Hebrews Did It*)

Lesson 29 — Heart of Worship

Lesson 30 — Praise—Giving God Compliments

Lesson 31 — How to Enter the Worship Zone

Lesson 32 — Easter Worship

Lesson 33 — Wisemen Worship

Lesson 34 — Who is Number One? (*10 Commandments*)

Lesson 35 — No Idols (*10 Commandments*)

Lesson 36 — Why Jesus Cleansed the Temple

Lesson 37 — Singing: Worship vs Concert

Lesson 38 — Giving Money as Worship (*Widow's Mite*)

Lesson 39 — How the Holy Spirit Helps Us Worship



A Discipleship Program For 1st -- 4th Graders

YEAR 3, LESSON 27

Bible Lesson: Showing God We Love Him

What is Worship?

Ask kids: Do you know what worship means? (Let a few give answers.)

Explain: Worship is when we praise and honor God for who He is and what He has done. Worship is not just something we do on Sundays at church, but something we can do every day, wherever we are.

Cheer: "Yay God!"

Divide your class into small groups (4 or 5 per group, or boys and girls, or by grade) and ask them to make up a cheer for God that they will present in front of the class.

Give them ten minutes (with a two minute warning) and then pick the first group to lead their cheer.

Discuss

Raise your hand if you can think of ways we can worship God.

Give the children a chance to think of answers.

Such as:

- Pray
- Sing
- Give
- Obey
- Bow

Encourage the groups to make it fun and enthusiastic because God deserves our praise.

After the last group has performed their cheer, tell them they all did a great job and lead them in a closing prayer.

QUIZ QUESTIONS

Q: Worship is when we praise and honor God for _____. He is and what He has _____.

A: Who & Done

Q: What are four ways to worship?

A: Sing; Pray; Give; Serve; Obey; Gratitude; Dance; Bow; Kneel

MEMORY VERSE:

**Psalm 150:6,
"Let everything
that has breath
praise the Lord."**



**Praise and
honor God for
who He is.**



A Discipleship Program For 1st -- 4th Graders

YEAR 3, LESSON 28

Bible Lesson: Ways to Worship—Like Hebrew Text: 2 Chronicles 29:27-30

History

In the days when Hezekiah was King of Israel, the temple had been neglected and so worship of God was neglected.

Hezekiah ordered the people to clean out and restore the temple. Then he ordered them to dedicate the re-opening of the temple with offerings and worship.

Worship Forms: Hezekiah and the people worshiped in the following ways:

- Burnt offerings.
- Song of the Lord
- Trumpets
- Instruments
- Bowed down

Insights:

The cleaning of the temple and the restoration of worship in all its forms in ancient Israel is a picture of what needs to happen in each of us.

Our bodies are the temple of the Holy Spirit and worship of God is to be the central focus of our hearts.

With that in mind, we can learn from the Hebrews to give our worship to God in song, in music, in dancing, in offerings, in bowing in prayer and worship.

Apply:

God made us to live our lives in partnership with Him. If the worship is missing from our lives, it is time to get it back and put God in His first place.

Music: Get Out the Instruments

Collect all the kids musical instruments you can find. (Bells, tambourines, triangles, kazoos, drums, noise makers, etc.) Try to have something that each child can make music (noise) with. Then put on some familiar happy clapper praise music.

Encourage your kids to have fun and express their hearts in worship to the Lord. Allow movement and encourage enthusiasm. (God is not nervous)

QUIZ QUESTIONS

Q: Name three Hebrew forms of worship.

A: Offerings, Song, Trumpets, Instruments, Bowing

Q: What King of Israel did we hear about?

A: Hezekiah

MEMORY VERSE:

John 4:23 "...the true worshippers will worship the Father in the spirit and in truth..."



**True worship
comes in
many forms.**



A Discipleship Program For 1st -- 4th Graders

YEAR 3, LESSON 29

Bible Lesson: Heart of Worship

Psalm 100

Explain: Praise to the Lord is a way to acknowledge the Lord for Who He is and it's similar to telling a person something that you like about them.

Psalm 100 tells us the different ways and reasons for praising the Lord:

Verse 1: The Lord rules over all the earth and when we shout with joy it's an expression of gratitude for His power.

Verse 2: Worship is a service to the Lord and we should enjoy it and we express it when we sing with joy.

Verse 3: The Lord is in control of all things, He is our Creator, and we belong to Him.

Verse 4: We are to come into the Lord's presence with gratitude and praise.

Verse 5: Speaks of God's goodness, eternal love, and continual faithfulness.

Sing Songs: Choose familiar songs with hand motions such as: Jesus Loves Me; Father Abraham; Lord, We Lift Your Name; and Our God is So Big.

Shout: "Praise the LORD!"

Say: As I read a list of truths from Psalm 100, I want you to shout "Praise the LORD!" after each one.

- God wants us to praise Him with shouts. (PTL!)
- The Lord loves us forever. (PTL!)
- The Lord wants us to come to Him with thanksgiving. (PTL!)
- The Lord wants us to know about Him. (PTL!)
- The Lord made us. (PTL!)
- The Lord is good. (PTL!)

QUIZ QUESTIONS

Q: Quote Ps. 100:2

A: "Worship the Lord with gladness; come before Him with joyful songs."

Q: Give one reason we praise God.

A:
Creator; In Control;
Good; Eternal Love;
Faithful

MEMORY VERSE:

**Psalm 100:2,
"Worship the
Lord with
gladness; come
before Him with
joyful songs."**



**The Lord
deserves
praise.**



A Discipleship Program For 1st -- 4th Graders

YEAR 3, LESSON 30

Bible Lesson: Praise Praise

Praise is giving God compliments for Who He is.

Explain: Compliments are saying good things about another person; about who they are, not about what they do.

We can do this when we sing to Him, but actually throughout the day, we can give compliments to God. Praise is not something that only happens when we meet together to sing to him. "God is good—all the time. All the time—God is good." And all the time He is worthy of my praise.

Apply:

God wants our words and actions to be the same. When we worship and tell God how much we love Him, but the next day we choose not to be kind to our friends, our words and actions are not the same. If we worship and say we want to give God everything, but then we meet someone with a need, and we neglect to help, our worship has just been empty words. Giving confirms our worship. When we give we show with our actions that we love God.

Activity: Giving Compliments

Invite 4 children to the front. Let one of the children sit on a chair and the other 3 children stand on each side of the child. Start by giving the child a compliment about who they are, and then have the other 3 children each say a compliment to the child. Ask: How does it feel to receive compliments? *(If time allows, you may do this same exercise a couple of times with different children.)*

Have a ball to throw and say, let us try to say some compliments to God. I'll go first, "Gpd You are faithful!" Throw the ball to another child and have them give God a compliment. Have as many children as possible say compliments to God. Say, God loves it when we give Him such compliments.

QUIZ QUESTIONS

Q: What is praise like?
A: Giving compliments to God for Who He is.

Q: Who should praise God?
A: Everything that has breath.

Q: When should we praise God?
A: All the time, in all situations.



**We should
always praise
God.**



A Discipleship Program For 1st -- 4th Graders

YEAR 3, LESSON 31

Bible Lesson: How to Enter the Worship Zone

David's Example

In the Bible, King David was known as a man after God's own heart. He was a man of worship, surrender and praising God with his whole life.

When we seek to be closer to God, not for what He can do for us or give us, but because He is amazing, and He desires for His people to spend time with Him, the Holy Spirit helps us.

Explain: You and I are going to run into a lot of things in our lives much worse than having tummy aches and

skinned elbows, and our moms will not always be there to comfort us. But the Holy Spirit will be. He will always make us less sad when we're hurting. When it seems like we're facing the worst struggles of our lives, the Holy Spirit is always right there to comfort us!

Apply: You can also be a boy/girl after God's own heart. The secret is to worship with your whole heart each day, in each choice, in each word, in each action. You choose to either let your light shine bright or dim.

Worship Zone

(Play worship music) Say:
Try listening to the music with your eyes closed so you can concentrate and not be bothered by those around you. Raise your hands to symbolize you saying, "You can have all of me, Holy Spirit. I am not holding anything back."

Next, try praying, but not asking God for anything. The only thing you will say is how wonderful He is, powerful, loving, amazing, spectacular, that He's the creator of the universe, and so on. (Let your kids spend a few minutes in this worship zone)

Then ask: How did you feel, or what did you experience in the Lord's presence? We are not used to simply worshipping Him without beginning to tell Him our problems and asking for help.

QUIZ QUESTIONS

Q: What was King David known for?

A: Being a man after God's own heart.

Q: Name two ways we can praise.

A: Clap, sing, dance, bow, raise hands, move, shout, kneel

MEMORY VERSE:

Psalm 47:1, "Clap your hands, all you nations; shout to God with cries of joy."



Our worship puts God first.



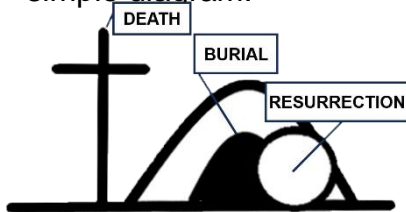
A Discipleship Program For 1st -- 4th Graders

YEAR 3, LESSON 32

Bible Lesson: Jesus Raised from Death

Resurrection Story

Present the story of Jesus' resurrection. Either read it from the Bible, show a kid's video version of it, or just tell it in your own words using this simple diagram:



Explain: Jesus died on the cross to pay the price for our bad things. He was buried in a tomb, but three days later He rose from the dead! This means that Jesus has the power to forgive our sins and give us eternal life with God in heaven.

Say: Each of you can draw this diagram to help you tell the story of Easter

QUIZ QUESTIONS

Q: What 3 words can we use to tell the Easter story?

A: Death, burial, and resurrection

Q: What does resurrection mean?

A:
Jesus came back to life after being dead for 3 days.

MEMORY VERSE:

1 Corinthians 15:4, "(Christ) was buried, that He was raised on the third day in accordance with the Scriptures."

Easter Trivia Game

Before the session, prepare for this game by putting up a sign in each corner of the room. You will make four signs: an "A" a "B" a "C" and a "D." During the game the kids will choose to stand in one of these corners that matches their answer to each trivia question.

The leader will ask the questions and give four possible answers. The players will gather in the corner that is labeled with the letter of the answer they think is correct.

The leader will then announce which is the correct answer.

A scorekeeper can give points to each child in the correct corner, or all the children in the incorrect corners can be asked to sit down until there is only one child left standing.

(See the questions on the next page)



**Jesus is real
and
He is Lord**

Children's Easter Trivia Questions

(This is the leader sheet with answers in bold)

1. How did Jesus enter Jerusalem

- a. Riding a horse
- b. Walking
- c. Riding a donkey**
- d. Riding in a litter

2. Who took Jesus prisoner?

- a. The Gauls
- b. The Prussians
- c. The Romans**
- d. The Egyptians

3. How was Jesus killed?

- a. Beheaded
- b. Hung
- c. Poisoned
- d. Crucified**

4. What do people call the meal Jesus and his followers shared before his arrest?

- a. The Final Meal
- b. The Last Supper**
- c. The Last Lunch
- d. The Final Breakfast

5. Including Jesus, how many people were at the last supper?

- a. 6
- b. 9
- c. 25
- d. 13**

6. What is the word used to describe the men at the table with Jesus?

- a. Priests
- b. Monks
- c. Clergymen
- d. Disciples**

7. What did Jesus and his friends drink during their last meal?

- a. Wine**
- b. Mead
- c. Tea
- d. Coffee

8. On which day of the week was Jesus killed?

- a. Thursday
- b. Monday
- c. Wednesday
- d. Friday**

9. Jesus arose on which day?

- a. Monday**
- b. Friday
- c. Wednesday
- d. Saturday

10. Which man told the Romans where to find Jesus?

- a. Herod
- b. Judas**
- c. Noah
- d. Barabbas

11. What happened to Jesus after he died on the cross?

- a. His body was left in the desert
- b. He was placed in a cave**
- c. He was buried in the ground
- d. The Romans burned his body

12. After Jesus had risen, he and his followers shared a meal of?

- a. Chicken
- b. Goat
- c. Fish**
- d. Beef

13. How many days was Jesus dead?

- a. 3**
- b. 15
- c. 9
- d. 6

14. When Jesus' friends went to the grave, who did they see?

- a. An angel**
- b. A Roman guard
- c. A Priest
- d. The Emperor



A Discipleship Program For 1st -- 4th Graders

YEAR 3, LESSON 33

Bible Lesson: Wisemen Worship

Wisemen Worship Jesus

Read Matthew 2:1-23 (or tell the story in your own words.) The Wisemen went to King Herod and asked, "Where is the One who has been born king of the Jews? We saw His star in the East and have come to worship him." (Mt. 2:2)

Explain: At Christmas people will ask us, "What do you want for Christmas?" What do you think God wants for Christmas? (Allow answers)

He wants to be King of our hearts. Can someone tell the class what it means for Jesus to be the King of our hearts? (Allow answers)

Wise Men

The Wisemen were truly wise men because they heard about the promise and followed the star that God sent to guide them to Jesus.

Apply:

Will you bring your best gift to Jesus and worship and obey Him? Will you believe in Jesus? True faith in Jesus hears and obeys God's Word. God keeps those who trust in Him safe from their enemies.

Activity: Pictures in a Pillowcase

Before the session, gather pictures or objects to represent: Bible, preacher, teacher, radio, TV, creation, Christian magazine. Place items in the pillowcase. Read today's memory verse and ask: "Who is the 'me' in this verse?" Have a student come and choose an item from the pillowcase.

Ask: "How can God use that object/picture to attract people to Himself? (Allow answers) In today's story God led the Wisemen to Jesus. How does God lead people to Jesus today?"

QUIZ QUESTIONS

Q: How did God lead the Wisemen to Jesus?

A: He gave them a star to follow..

Q: How did God protect Jesus from Herod?

A:
Both the Wisemen and Joseph were given dreams to keep them safe from Herod's anger.


MEMORY VERSE:

Jeremiah 29:13,
"You will seek me and find me when you seek me with all your heart."



**Give Jesus our
worship and
obedience.**

You have permission to photocopy this page for your class. This can be used for an activity and coloring page during class time or sent home as a take-home paper.





NEW LIFE FOURSQUARE CHURCH
A Discipleship Program
For 1st -- 4th Graders

YEAR 3, LESSON 34

Bible Lesson: Who is Number One? *(10 Commandments #1)*

Keep God First in Our Hearts

Jesus said, "Love the Lord your God with all your heart and with all your soul and with all your mind and with all your strength." Mark 12:30

Explain: Jesus narrowed the 10 Commandments down to two key things: love God and love others. Jesus said the number one rule was to love God with heart, soul, and mind. That means that everything we do, think, or say should be done with God in mind.

Activity: Treasure Hunt

Before the session, hide gold coins (chocolate candies) all around the room and four balls of aluminum foil with words in each one that spell: WHAT IS A GOD?

Say, we are going on a treasure hunt to find all the gold coins and silver balls. No one may eat the chocolate (coins), but they all must be piled in the middle of a table. (Make the children wait until snack time to eat the candies.

Prayer Moment

Have kids repeat each line.

Dear God,

Thank You for Your laws.

Help us to remember that love is the most important one!

Help us to share Your love with those around us.

Thank You for Your love.

We love You, God!

In Jesus' name, Amen!

QUIZ QUESTIONS

Q: What are the Ten Commandments?

1. Put God first
2. No fake gods
3. Respect God's name
4. Respect God's day of rest
5. Respect your parents
6. Do not kill people
7. Respect marriage
8. Do not steal
9. Do not lie
10. Do not be jealous



**Keep God
first in your
heart.**

You can love your stuff, but not to the point where you're worshipping your stuff.



A Discipleship Program For 1st -- 4th Graders

YEAR 3, LESSON 35

Bible Lesson: No Idols (10 Commandments #2)

What is an Idol?

When we make something in our lives more important to us than God, that is called idolatry. Ask: Can you name one thing that people make more important than God? (Allow answers.)

Explain: In ancient times, and even some people today, they would not only worship imaginary, made up, false gods, but they would build statues, called idols, and bow down and worship those. Doesn't that sound ridiculous, worshipping something made by a person, instead of worshipping the God who made people?

Object: Get Their Attention

Talk about how God listens to us when we pray and how much He loves each of us. Now show an object sitting on a table or chair up front (Can be a sick of wood, a brick, a large rock, or even a statue) Ask, who wants to pray to this (object) when you feel happy or sad?

Discuss:

What does "You are what you eat" mean? It means that if you eat junk food all the time, your body will feel junky and icky. If you eat healthy foods, you will have a healthy body. I think a better phrase is, "you are what you worship." If you worship and make anything else more important than God, you will become more like that thing.

Apply:

If you worship God and care more about what God thinks of you and what He wants you to do, then you will become more and more like God. You will become more loving, more joyful, more peaceful, more patient, and kind.

You will get looks of confusion. Say, Yeah, silly, huh? Why would we pray to a (object)? Would praying to this object help us? The answer is, no, because it can't hear us and it can't help us. God wants us to pray to Him because He CAN hear us and He WILL help us.

QUIZ QUESTIONS

Q: What is an idol?

A: Something in our lives that is more important than God.

Q: Which commandment says no idols?

A: The second commandment.

MEMORY VERSE:

**Psalm 119:2,
"Joyful are those
who obey His
laws and search
for Him with all
their hearts."**



**We don't
worship idols.
We worship
the Creator.**



A Discipleship Program For 1st -- 4th Graders

YEAR 3, LESSON 36

Bible Lesson: Jesus Cleansed the Temple (Why?)

Can you sell God? Can you buy God?

In Bible times, some people were trying to get rich off God by cheating God's people. They were trying to get rich off God's temple. Can you guess what Jesus thought about this?

The money changers were making it hard for common people to worship God. Jesus was willing to take a stand when necessary to preserve the integrity of His Father's house.

Discuss

Can you think of ways people try to get rich off God today?
(Allow answers)

Apply:

It's important to recognize what true worship means, and to see that we are made to worship God with all that we are, body and soul.

Consider what it means to "clean out" distractions and focus on the best ways to love and serve God.

Activities: To Get Kids Thinking

- Tug of war: have a gentle tug of war to illustrate the struggle between Jesus and the people.
- Have a wadded newspaper war and then a "church cleanup" to illustrate the lesson.
- Have a clutter cleanup relay race. (Cleaning the Temple)
- Take garbage bags out to pick up litter on the church grounds. (Cleaning up)

QUIZ QUESTIONS

Q: Why were the money changers in the temple?

A: Because some coins weren't allowed for buying sacrifices in the temple.

Q: Why was Jesus upset with the money changers?

A: They were making it hard for common people to worship God.


MEMORY VERSE:

John 2:19,
"Destroy this temple, and in three days I will raise it up."



**You have a
purpose: True
Worship!**

JESUS CLEARS THE TEMPLE



You have permission to photocopy this page for your class. Use it as a coloring page activity or send it home as a reminder of today's lesson.



A Discipleship Program For 1st -- 4th Graders

YEAR 3, LESSON 37

Bible Lesson: Worship Singing

Worship God

The point of worship is that our hearts are prepared to glorify and honor God in all that we do. Worship can be at church, but it can also happen at home or school.

We can worship God by singing along with our favorite Christian song or by thanking Him for the beautiful sunshine He provided.

Worship is about showing God our love and respect in everything we do by giving Him glory and honor.

Psalm 100

Verse 1-Teaches us that the Lord rules over all of the earth & when we shout with joy it's an expression of our gratitude.

Verse 2-Shows us that worship is a service to the Lord and we should enjoy it and express it by singing with joy.

Verse 3-Reminds us that the Lord is in control of all things, He is our Creator, & we belong to Him.

Verse 4-Talks about coming into the Lord's presence with gratitude and praise.

Verse 5-Speaks of God's goodness, eternal love, and continual faithfulness.

Quiz Questions
Q: How many verses does Psalm 100 have?
A: 5
Q: Name two places where we can worship other than church.
A: Home or School

Sing Worship Songs

The best way to get this lesson across to your class is to have the kids sing worship songs. You should plan to use kid's worship CDs or DVDs in this session. Praise and worship is a wonderful opportunity to engage every part of the child—mind (singing) and spirit (feelings of joy, sensing the presence of God as a child focuses on who God is).

Challenge the children to participate in praise and worship through creative activities such as obeying a specific worship command. (i.e. "Shout to the Lord," "Clap your hands," "Be still and know.")



**Worship the
Lord with
Gladness.**

Worship Prop Ideas

Suggestions for instruments and props you can make or make with the children:



Noise makers: Place a few beans or kernels of dried corn inside an empty plastic water bottle. Seal the bottle with tape or glue and SHAKE!

Paper Plate Tambourines: Fold a paper plate in half. Punch several holes around the side of the paper plate that is opposite the folded side. Thread jingle bells onto small pieces of ribbon and tie the ribbon through the holes on the paper plate.

Praise Ribbons: Attach several long colorful ribbons to a metal, plastic, or wood ring, cardboard circle or dowl rod. Allow children to wave their ribbons in praise to Jesus.

Worship batons: Purchase foam baton LED sticks. (Sold on Amazon for weddings, concerts, and parties for \$2 each.) Children love to wave them.

Ten fingers: This instrument doesn't require any supplies, just an explanation.

Read Psalm 33:2, "*Praise the Lord with harp: sing unto him with the psaltery and an instrument of ten strings.*" Explain to the children that their hands can be instruments of ten strings that praise the Lord. They can clap or wave their hands to the Lord. (Or, use ASL to sign the words of the song.)





A Discipleship Program For 1st -- 4th Graders

YEAR 3, LESSON 38

Bible Lesson: Giving is Worship—Luke 21:1-4

Widow's Mite

Read Luke 21:1-4

Explain: In this story, Jesus is watching people give at a local synagogue. Many rich people with lots of money were happy to give. They wanted everyone to see them give so others would envy them for their riches. But then this poor woman with almost nothing puts them to shame. Where the rich people were giving a few coins – hardly a drop of what they possessed – this woman gave more than she could afford, out of love.

Apply:

The woman in this story leaves us with no excuse for not giving. Whether we have lots of money or very little, God wants us to give with a cheerful heart. Giving is a way to serve God and to bless others, and by giving everything she could, the widow in the story did far more than any of the rich people of that day!

Why Give?

- Because God commands it
- Because we love God
- Because we want to serve

Note: Giving two mites would be like giving \$5 in the offering today.

Games: Penny Jar Drop

The children will take turns kneeling on a chair facing the back of the chair. Place a jar on the floor behind the chair. Give each child at least five (5) pennies to try to drop into the jar. The children can keep the pennies they drop into the jar to put into the SS or church offering.

Penny Guessing

Have a jar full of pennies (any size jar is fine) and see which child in the class can guess the correct number of pennies in the jar!! The child who guesses closest to the correct number could get a small prize.

QUIZ QUESTIONS

Q: Why did Jesus say the widow gave the most?

A: Because she gave all she had.

Q: Why do we give?

A:
>God commands it
>We love God
>We want to serve

MEMORY VERSE:

Matthew 23:11,
"The greatest
among you will
be your servant."



**We can serve
through
giving.**



A Discipleship Program For 1st -- 4th Graders

YEAR 3, LESSON 39

Bible Lesson: Pentecost Sunday (Acts 2:1-21)

Rushing Wind

The Holy Spirit entered on the Day of Pentecost like a rushing wind...what is so important about air? (It gives life! We have to breathe...God gives us life too!

Explain: Jesus had promised, before going to Heaven, that He would send the Holy Spirit for the disciples. He kept that promise, and in this lesson we will explore how Pentecost energized people to spread the Gospel good news. This message is for us too so we can shine God's love.

Read Acts 2:1-3 or share video clips, children's Bible story versions, or other methods to share the passage.

Peter preaches a sermon and reminds the onlookers that God had promised what was happening would happen. The Holy Spirit had enabled it, and that was only the beginning of the growth of the church. From that day on, the disciples were excited to tell everyone who would listen about Jesus. Today we celebrate what God has done and we live as His people by telling people about God.

Party: Birthday of the Church

Some people call Pentecost the birthday of the church. Celebrate with party favors and classic birthday games (pin the cross on the steeple? Get creative!)

Party Snack Ideas: Make yourself a "flame in a cup" with some fire-colored fruits or veggies like strawberries, oranges, carrots, and peppers.

More snack ideas:

- Have some flaming hot Cheetos!
- It's the birthday of the church...enjoy some cupcakes!
- Top crackers with orange and yellow cheese.
- The Holy Spirit is often depicted as a dove...how about Dove chocolates?

QUIZ QUESTIONS

Q: Which disciple preached On Pentecost?

A: Peter

Q: Quote Acts 1:8

A: "You shall receive power when the Holy Spirit comes on you."

MEMORY VERSE:

Acts 1:8, "You shall receive power when the Holy Spirit comes on you."



The Holy Spirit helps us share the Gospel.