



TABLE OF CONTENTS

Quarter 3: Sharing My Faith

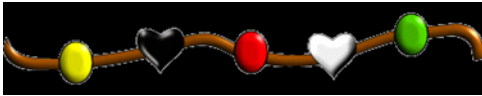
- Lesson 24 — Kids Reaching Kids**
- Lesson 25 — Praying for Friends**
- Lesson 26 — Jesus Reaches out to Zacchaeus**
- Lesson 27 — Mission Possible**
- Lesson 28 — Fear Not**
- Lesson 29 — Fishers of Men**
- Lesson 30 — Jesus Grew in Wisdom**
- Lesson 31 — Use Everyday Objects to Share Faith**
- Lesson 32 — The Power of My Testimony**
- Lesson 33 — The Power of My Message**
- Lesson 34 — Persistent Prayers**
- Lesson 35 — Go into All the World**

A vibrant, top-down photograph of a diverse group of children of various ethnicities and ages. They are all smiling and looking towards the camera. Their hands are stacked together in a large circle in the center of the frame. Many of the children are wearing multiple colorful beaded bracelets on their wrists. The background is dark, making the children's faces and hands stand out. Overlaid in the center of the image is the text "KIDS REACHING KIDS" in a large, bold, white, sans-serif font.

**KIDS
REACHING
KIDS**



Kids Reaching Kids



You can teach the children in your class to share their faith with their friends. Use five colored beads: yellow, black, red, white and green. Let each child make a bracelet with one bead of each color in that order. Now you are ready to teach them the meaning of each color.

Gold = The gold (yellow) bead reminds me of heaven. God loves you and wants you to be a part of His family and be with Him in heaven someday. Heaven is perfect, but there is one thing that can never be in Heaven.

Black = That one thing that can't be in heaven is sin. The dark bead reminds me of sin. God knew that each of us would

sin and that we could not be good enough to pay for our sin. God loves you and wants you to be his child. So, He made a way for you to be forgiven.

Red = The red bead shows the way. Jesus died on the cross so we could be forgiven. God raised Him from the dead so He could be our Savior. He wants to save you from your sin.

White = The white bead reminds us of how God makes us clean from sin when we believe Jesus died for us and ask Him to forgive our sins.


Green = The color green reminds us of growing things. We can grow in the Lord by praying, reading the Bible, and by sharing our faith with others.

Game: Ro Sham Bo Train

Everybody grabs a partner and does a "rock-paper-scissors" (ro sham bo) competition. The loser gets behind the winner and puts their hands on their shoulders (forming a train). The person in front of that two-person train ro-sham-bo's with another train. The loser (and his/her train) gets behind. Soon you'll have huge trains following each other until you finally have one person in front that won every competition. *(Staff have to help watch out for cheaters)*

Apply game to life by saying that this

reminds you of how kids can reach other kids for Christ.



Power Point

Give thanks to Jesus our Savior because our hearts are wished clean.

MEMORY VERSE

John 3:16, "For God loved the world so much that he gave his only Son. God gave his Son so that whoever believes in him may not be lost but have eternal life."

QUIZ QUESTIONS

Q: What does the gold bead stand for?

A: Heaven where no sin can be.

Q: What does the dark bead stand for?

A: Reminds us that we all sin

Q: What does the red bead stand for?

A: That God loves us and Jesus died for us.

Q: What does the white bead stand for?

A: God makes us clean from sin if we believe in Jesus.

Q: What does the green bead stand for?

A: We can grow in the Lord by praying, reading the Bible and witnessing.



Apply Today's Lesson

Emphasize: Motivate your students to share their faith on a regular basis. Use one of these ideas:

The empty chair: Have an empty chair up front. Let the kids know the chair represents their friends, family, neighbors, school mates, etc. that do not know Jesus. Who is sitting in their empty chair? Encourage the kids to invite them to church and share their faith with them.

Who's your One? Have kids think of one person they know that needs Jesus. Ask them to focus on sharing the Gospel with that one person.

Church invite cards: Have 5 invite cards available each week. Ask the kids to think about someone they can invite to come with them to church the next weekend. Ask 5 people to commit to inviting their person that week to church. Make a big deal about it. Give the 5 kids one of the invite cards to use for the invitation. Have everyone pray for the five kids they will be inviting. Pray that you will see new kids come to church each week and accept Jesus into their life as a result of doing this.

Small Group Activity

Say: Today we are going to discuss three simple ways each of you can share your faith at school.

1. Pray each day before you walk out the door. Pray for teachers, friends, the principal, even for the kid who gave you a hard time. This seems too easy, but it's often the first thing that gets dropped when you're in a rush.

Ask: Is this something you will commit to doing?

2. Actively look for ways to help others. Is there a new student in your class that you can welcome and invite them to sit with you at lunch? Did someone drop their books or get hurt on the playground? These are situations that give us a great opportunity to step in and help.

Ask: What have you done to help someone?

2. Respect your teachers.

Ask: Have you ever seen a teacher get mad because no one was listening to them?

It's amazing how far a little respect will take you in situations like this. Listen to your teacher, answer their questions and remember to raise your hand. Even though you're young, you can still make a positive difference for those who are in authority and older than you. Just look at Timothy (1st Tim.4:12)!

Say: These three things are a great starting point for sharing Jesus and living your faith.



PRAYING — FOR — FRIENDS





Praying for Friends

The Story of Andrew

Objects needed: sticky notes, a poster-board with “Pray” on it and a posterboard with “Praise” on it.

Say: Kids like you can share their faith with their friends. Andrew is famous for bringing people to Jesus. Andrew was one of Jesus’ twelve disciples. The Bible says, “The first thing Andrew did was to find his brother Simon and tell him, ‘We have found the Messiah.’ Then he brought Simon to Jesus.” (John 1:41) Andrew heard John the Baptist say that Jesus was the Lamb of God and went right away and told his brother Simon Peter.

Another time Andrew brought a little boy to Jesus when the multitude was hungry. Jesus multiplied the little boy’s lunch to feed the whole crowd.

For years the Billy Graham Evangelistic Association has used “Operation Andrew”

as their most effective method for getting people to attend their crusades. They challenged Christians in the sponsoring churches to write down five to ten names of unsaved friends who they will pray for and invite to the crusade.

Today we want to have our own “Operation Andrew.” We want you to do three things:

1. Write down on a sticky note the names of three friends you have who are not Christians.
2. Put the sticky note on our Prayer Poster-board.
3. Promise to pray for them.

If your friend becomes a Christian, come and tell us and we will move his/her sticky note to the Praise Posterboard.

Power Point

Kids can share their faith with their friends.

MEMORY VERSE
Romans 10:9, “That if you confess with your mouth, ‘Jesus is Lord,’ and believe in your heart that God raised him from the dead, you will be saved.”

Game: Who Does God Want You to Pray For?

Pick one student to be It. Put a blindfold on them. Then, silently pick another student to be the Speaker.

Students, including the Speaker, spread out around the room. Then, the Speaker says, “Help me,” as quietly or as loudly as they want while the rest of the students talk and make noise. The student who is It has to guess which student the Speaker is.

When they guess correctly, the Speaker becomes It, and the teacher chooses a new student to be the Speaker. Play until all of the students have had

a chance to fill both roles. At the end, explain that we have to listen closely for God to tell who He wants us to pray for.





Game: Disciple Tag



Choose one student to be “It.” When they tag someone, that person links hands with them and joins their team. They continue adding people to their team, linking hands with each one until all but one student is part of their chain. That remaining student becomes “It” for the next round.

Play two or three rounds and then, explain that when we tell people about Jesus, we want them to believe in Jesus too. If they do, they become a Christian and join our team. Then, they help us tell more people about Jesus.

Small Group Activity

Discuss the following principles with your group:

1. Friendship is Special:

Ask: What are ways you have helped others?

Say: you can help your friends by praying for them because friends are special.

2. Kind Words are Powerful:

Ask: How many of you have ever been hurt by unkind words?

Say: When you pray, use kind words to wish for good things for your friends, like happiness and health, because kind words can make a big difference.

3. Praying is Caring:

Ask: What is one thing you could do to show a friend that you care?

Say: Praying for someone shows that you care about them. It’s like giving a hug with your heart.

4. Everyone Needs Help:

Ask: Are any of your friends sometimes sad, scared, or in need of help?

Say: Praying for them is one way to support them, even if you can’t be there in person.

5. Thankfulness is Important:

Ask: Can you tell us one thing about a friend that you are thankful for?

Say: Remember to say thank you in your prayers for the fun times and the help your friends give you. Being thankful is a great way to show you appreciate them.

Close in Prayer:

Ask: Which friend would you like us to pray for? (Let your students answer)

Pray: Lead your group in prayer for their friends.




MY HAND PRAYER

Name: _____



ZACCHAEUS





Jesus Reaches Out to Zacchaeus

Zacchaeus & Jesus, The Master Fisherman

Tell the story from Luke chapter 19. Be sure to read what Jesus said, *“For the Son of Man came to seek and to save what was lost.”* Say: “This is Jesus being a Master Fisherman.”

Review the story and show what Jesus did: The A,B,C’s of fishing with Jesus...

All have sinned (Romans 3:23). Zacchaeus was not too sinful for Jesus to love him.

Believe in the Lord Jesus and you will be saved. (Acts 16:31) Zacchaeus’ life was changed (saved) by meeting Jesus.

Confess with your mouth(Romans 10:9). Zacchaeus promised Jesus he would change.

Q: What did Jesus do when He met Zacchaeus?

A: He asked to go to Zach’s house.

Q: How did Zach change after he met Jesus?

A: He promised to quit stealing and pay back four times what he had stolen.

Q: How can we use knocking to share our faith in Jesus?

A: Tell how Jesus is at the door of their heart waiting for them to ask Him to come in.

Challenge the Kids to Share

Review past lessons to help guide the kids to know what to say, what to pray, and how to invite their friends to receive Jesus.

Power Point

Everyone is important to God.

MEMORY VERSE
Revelations 3:20:
“Look! Here I stand at the door and knock. If you hear me calling and open the door, I will come in...”

The Story of Zacchaeus

Once, in a sunny town called Jericho, there was a teeny-tiny man named Zacchaeus. He was not very popular because his job was to collect money from people for taxes, and sometimes he took more than he should.

One day, Jesus was passing through town. Everyone wanted to see Him, even Zacchaeus! But Zacchaeus was so short, he couldn’t see over the crowd.

So, guess what he did? He ran ahead and climbed up a sycamore tree! From there, he could see Jesus perfectly.

When Jesus walked by, He looked up and saw Zacchaeus. He said, “Hey Zacchaeus, hurry down! I’m going to your house

today!” Zacchaeus zoomed down and was super excited to have Jesus over.

At his house, Zacchaeus was so touched by Jesus’ kindness that he decided to be nice too. He promised to give back the extra money he took and to help the poor.

Jesus was happy and said, “Today is a special day for you, Zacchaeus, because you’ve decided to be good. That’s what I’m here for, to help everyone find their way to be saved!”

And that’s the story of how a little man had a big change of heart, all thanks to a visit from Jesus, the Master Fisher of Men.

Game and Drama: “Knock-Knock!”

Introduce the Lesson With a Game:

Use a variation of an old game called “Who’s Missing?.” Have one child hide their eyes while a coach takes another child out of the room. The child hiding her eyes must then guess who is missing. Have the missing child knock on the door to lead into the lesson.

After the message:

Present the drama, “Knock-Knock” to apply and model the message. There is a script of this drama in the supplement for this lesson.





Drama: “Knock Knock!”

Introduce this drama by saying that two children *were talking on the playground at school. The boy, Tanner, is a Christian. His friend, McKenzie, is not.*

McKenzie: Hi Tanner, you want to hear a knock-knock joke?

Tanner: Sure (*smiling*)

McKenzie: Knock Knock! **Tanner:** Who’s there?

McKenzie: Jamaica

Tanner: Jamaica who?

McKenzie: Jamaica good grade on your spelling test?

Tanner: (*laughs*) O.K., here’s one for YOU: Knock Knock!

McKenzie: Who’s there?

Tanner: police

McKenzie: police who?

Tanner: Police tell me another good knock joke.

McKenzie: So, you like knock-knock jokes, huh? O.K., knock-knock!

Tanner: Who’s there?

McKenzie: Ach!

Tanner: Ach who?

McKenzie: Bless you! That’s quite a sneeze you’ve got there!

Tanner: (*laughing*) McKenzie, that reminds me of a Bible verse we learned at church this week.

McKenzie: A Bible verse about knock-

knock jokes?

Tanner: Well, yes, except it’s not a joke. The Bible says Jesus is outside of our heart knocking. But if we open the door of our heart to Him, He will come in.

McKenzie: I’ve never heard of that before Tanner.

Tanner: You want me to show you in the Bible where it says that?

McKenzie: Sure, show me.

Tanner: (*Tanner points to the verse in his Bible*) McKenzie, see how it says that all we have to do is open the door and ask Jesus to come in and He will come in.

Would you like to pray right now and ask Him to come in?

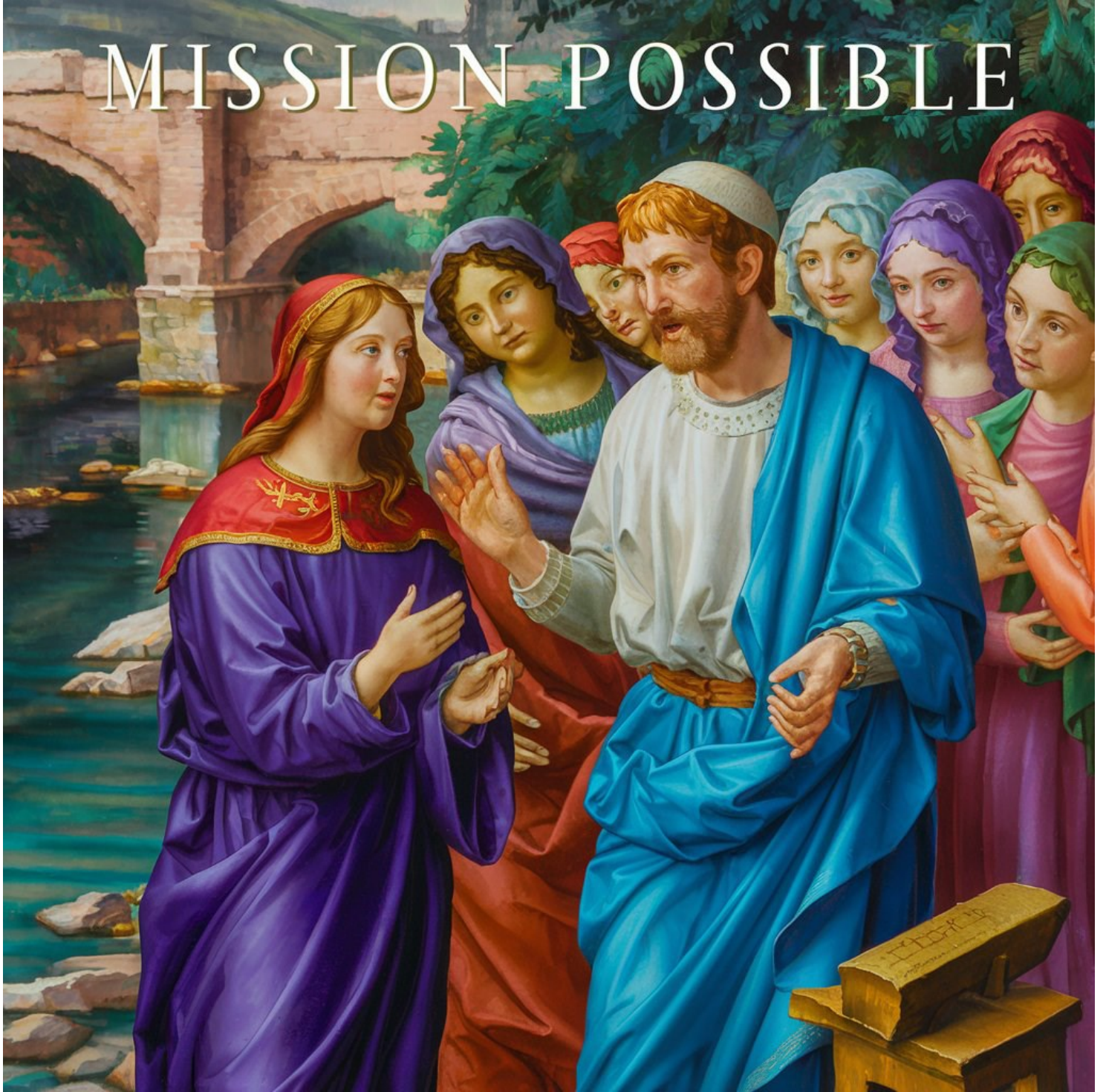
McKenzie: You would pray with me? OK, I’d like that.

Tanner: Repeat after me, “Dear Jesus...I open the door of my heart...and I ask You to come in.” McKenzie, now Jesus is in your heart and your name is written in God’s book and no one can ever erase it!





MISSION POSSIBLE





Mission Possible

Bible Lesson

Come on stage carrying a globe with band aids all over it and an ice pack on top of it. Explain to them that it represents our world that is very sick with a deadly disease.

The Bible says that all have sinned (Rom. 3:23) and that the penalty for sin is death (Rom. 6:23). The world is infected with a deadly disease called sin. There is only one way to be cured of sin and it's through Jesus. Before Jesus went back up into heaven He gave us a very special mission. *Read Matthew 28.* Our mission is to tell others about Jesus so that they can be saved. We call this mission "possible" because Jesus said He would be with us.

Remember The Sticky-Note Challenge? I want you to think back to the three people you put on the sticky note a few weeks ago. (See lesson 25. Allow kids to add more sticky notes when they want to.) These people might be relatives, friends or even enemies. We are going to be talking about sharing Jesus with others for the next few weeks. During this time I'm challenging you to share Jesus with these people you wrote on your sticky notes. We'll leave their names up to remind you of this challenge.

Pray Around the Globe

Have your class gather around the globe with the band aids on it. Now lead them in a prayer for the world. Have students say the name of a country and pray for the people in that country.

Game: Treasure Hunt

You'll Need: Clues; misc. toys or candy

Directions:

Create a treasure hunt for your kids! This can either be done inside or outside (or both). To make each clue - use brown paper bags and tear pieces off. Use a brown marker to mark the torn edges to make a more worn look.

Think of a list of clues. Make each one point to the next and at each stop they will find and read the next clue and move on. For the littlest ones, use digital pictures or drawn pictures for the clues.

At the last one, have a Buried Treasure! Use a decorated shoe box or empty baby wipe container. Fill it with small toys (can be old toys from a toybox), candy and plastic coins and necklaces.

Power Point

My mission is possible because Jesus is with me.

MEMORY VERSE

Matthew 28:20, "And surely I am with you always, to the very end of the age."





Paul—Missionary

Paul's Big Adventure

A long time ago, a man named Paul went on big trips to tell people about Jesus. He didn't have a car or a plane, so he walked a lot, sailed on boats, and even rode animals to get from place to place. Paul traveled more than 10,000 miles and started 14 churches.

Paul's first trip started in a city called Antioch. He sailed to an island named Cyprus, where he met a mean magician who didn't like what Paul was saying. But Paul wasn't scared. He kept telling people about Jesus, and even the island's big boss believed him!

Then Paul went to lots of different places like Pamphylia and Galatia. Sometimes people were happy to hear about Jesus, and sometimes they were not. But Paul kept going, even when it was tough.

He took three big trips, and some people think he might have gone on a fourth one. Everywhere he went, he made new friends and helped them learn about how much Jesus loves them.

Paul's adventures helped lots of people know about Jesus, and because of his trips, we can read his letters in the Bible today. He showed everyone that even when things are hard, sharing about Jesus is really important!

Paul Shares Faith With Lydia

Read Acts 16:13-15

Describe how Paul and his friends went to the river for church! Does that sound strange? Imagine going to a lake or a river for church service. Well, in those days, they didn't always have big buildings for churches, so they met wherever people could gather. This area was a place that people would go to pray, and there were some women there that Paul spoke to.

Why do we hear these details about Lydia? The fact that she sold purple cloth was significant for a couple of reasons. For one thing, it meant she was a skilled artisan. Purple dye was hard to make. It came from the mucus of a specific species of snail, in fact, and it was so rare that it was very expensive, and worn only by royalty. Lydia had a special skill to work with this purple dye. She was also likely rich, which some people think allowed her to help Paul in his work with establishing and growing churches. But we also know that Lydia was a woman who worshiped God. And when she heard about Jesus, she immediately wanted to be baptized and follow Him. She even housed Paul and his crew for a little while. She was generous and faithful, and blessed by the Holy Spirit!

Ask: Have you ever had to trust God and take a "leap of faith"?

In this story, Paul trusted God in going to Macedonia. Lydia listened to Paul, and God opened her heart to trust the good news of Jesus. It just takes one or two people to start a ripple effect that can continue spreading the Gospel!





Opening Activity

Purple it Up!

Lesson Opening: Kick off with some fun activities that connect with the color purple, or with some of the other themes of the story (baptism and spreading the Gospel):



- Purple it up: name as many things as you can think of that are the color purple!
- Make “scratch n sniff” purple paint! Mix grape Kool-Aid with water, adding blue and red food coloring if needed for extra tint. Experiment with ratios of food dye to create shades of purple. Use paint brushes to spread the water color onto paper.
- Make a collage of pictures that are purple, or use various shades of purple color or markers to create a picture.
- Play with purple play-doh (younger students)
- Snack: Purple cows (grape juice and vanilla ice cream).
- Talk about baptism: identify what students know about baptism and if they know details of their baptism or sponsors.

Teacher Food for Thought:

God’s Heart for the World

“For God so loved the world...” (John 3:16)

How to let God give you His heart for the world. How to go from “God so loved the world” to “we so loved the world” to “Go into all the world.”

Simply put it’s: **Pray, Give, Go**. But truthfully, it’s more like this: pray-pray, pray-give, pray-go.

Pray-Pray: “God so loved the world...” First, we pray to know God’s heart. This is how we begin to get God’s heart for His world that He loves. We pray. We let God share His concerns and dreams with us. He is the Great Shepherd of His big world and we are small, and so He will give us a small part of the world to care about.

Next, we pray for the part of the world that He trusts us to care about: a certain group of people in the world, a specific missionary family, a village, an orphanage and their greatest need.

Pray-Give: “...He gave...” (John 3:16) After we have “seen” a need that God cares about and that we now care about, we invest (sacrifice) along with others who also care about that need. This is usually a group project (a mission board, a church, a home group, a youth group, a Summer VBS, etc.)

Pray-Go: “...His only Son...,” “Emanuel, God with us,” Because God loved the world, He Himself came to where we are (Incarnation), and His love in us for the world compels us to “Go into all the world...” Some who pray are led to go. The ones who pray-go are sent by those who pray-pray, and those who pray-give.







FEAR

NOT





Fear Not

Bible Lesson

Imagine you have a super cool secret about Jesus, and you really want to share it with your friends because it's just too awesome to keep to yourself! But, oh no, you're a little scared. What if they don't want to hear it? What if they say 'no thanks'?

Let's play a game called "What's the Worst That Could Happen?" We think of silly things like maybe your friend will make a funny face, or they'll say, "I'd rather eat broccoli!" Then, we switch it up and play "What's the Best That Could Happen?" Maybe your friend will say, "Wow, that's the coolest thing ever!" and they'll want to be friends with Jesus too!

On our imaginary whiteboard, we've got some "uh-ohs" and some "yays." Now, it's like choosing between an ice cream that might fall on the ground or one that definitely has sprinkles on top. Is sharing about Jesus worth the risk of a dropped ice cream? Hmm...

Remember the brave guy Stephen from the Bible? (*Show this story in The Visual Bible—YouTube*) He was like a superhero for Jesus and even though he had to face the biggest "uh-oh" ever, because of him, lots of people wanted to be part of Jesus' team!

Our memory verse, Mat. 28:20, is like having a big promise that Jesus is always with us, like a Coach who never leaves your side. So, even if we're a bit scared, we can be brave because Jesus is with us, giving us a hug!

Being brave isn't about not feeling scared; it's about doing the right thing even when you have jelly knees. Just ask God, our super Coach, for a courage boost, and think about how happy your friends will be to hear the good news, not about the wiggly worms in your tummy!

So, what do you say, friend? Ready to share the best secret and be a courage champ?

A Fun Way to Chat About Faith: Get Real!

1. Make Friends! Imagine you're a detective, and you want to learn all about your new pals. The more you know them, the easier it is to chat about all the cool stuff you believe in. Remember, being nice to others is like following the golden rule from the Bible—it's like sharing your toys because you want others to share with you too!

2. Share Your Adventure! Your journey with Jesus is like your secret treasure map. You don't have to make up tales about your adventure, and you don't need to worry if others think your map is a bit wacky. You can tell your story loud and proud, just like a superhero!

3. Be Curious! Ask your friends lots of questions, like you're on a quest to discover hidden secrets.

It's not just about knowing their favorite ice cream flavor, but also making sure they get what you're saying. If they're puzzled, help them out! Maybe they've got some cool questions too.


4. Giggle and Wiggle! Laughter is like a magic key that opens up a chest full of giggles and good times. You don't need to be a comedian, but a good chuckle can make talking about what you believe as easy as sliding down a rainbow. When everyone's having a blast, sharing your faith feels like part of the fun!

Power Point

God is with you
and will give
you the cour-
age to
witness.

MEMORY VERSE
Matthew 28:19, 20:
"Therefore go...And
surely I am with you
always, to the very
end of the
age." (NIV)





The Matchbox and the Coin

(Have a matchbook and a coin to show)

A girl of twelve lived in a country where Christians were abused and persecuted. She was thinking of becoming a Christian, but she could not stop worrying about the consequences. "If I follow Christ, can I be sure that He will keep me safe and protect me from harm?" she wondered. Her friend picked up an empty matchbox and slipped a silver coin inside it. "Look," said her friend. "The matchbox is like your body; the silver coin is like your spirit. If I fling this matchbox on the floor, what happens to the silver piece?"

"Nothing. It will not be hurt."

"And if I scrunch up the box in my hand?"

"Well, the matchbox will break, but the silver

coin will stay undamaged in your hand."

"If I throw it in the fire?"

"The matchbox will burn but not the coin."

"And which would you say is more precious and important?"

"The silver coin, of course."

"So in the same way, you can commit your body and spirit into the hands of Jesus, day by day. Your body may sometimes get hurt, and one day it will die. But the real you, the important part of you, will never die. In the hands of the Lord Jesus you will be kept safe from fear and sin."

(From: *Stories to Share* by Patricia St. John)

Small Group Activity

Describe each of the following situations and discuss each in turn. Decide what a person should do, and then what a person risks in doing the right thing.

1. My teacher assigned the class an essay on "The best thing that ever happened to you." We'll have to read our final copies to the class. If I answer honestly, I will have to say it's receiving Jesus as my Savior. But most of the kids in my class aren't Christians. What should I write?
2. After church I decide to ride around on my new bike. A neighbor kid asks if he can ride it. I let him and the first thing he does is crash it into a tree. It's now all beat up. I'm really mad at first but I decide to forgive him because I remember Jesus forgave me of so much. Later one of my non-Christian friends asks me why I forgave the kid for wrecking my bike. What do I say?
3. At school I overhear a group of popular kids talking about what they think happens after you die. They have a lot of crazy ideas such as "reincarnation" and "just sleeping forever." One

of them turns to me and asks me what I think. I know they're not Christians and I want to fit in. What should I do?

Ask the students to share a situation in which they had to decide whether they were going to witness or not.





Sharing Your Faith With the Jesus Catcher

(See the template on the supplement page)


Use the outside pictures as the choose one.

- **Crown** - God rules over all. He is Creator and King over all creation. Genesis 1:1 - *"In the beginning, God created the heavens and the earth."*
- **X** - We usually get an X when we get something wrong. We all have done wrong; we've chosen our own way instead of loving God. This is called sin and separates us from God. Romans 3:23 *"For we have all sinned and fall short of the glory of God."*
- **Cross** - Jesus left heaven, came to earth, lived a perfect life and then died on the cross to pay for the price of our sin. God raised Jesus from the dead though and we can accept His gift of eternal life! John 3:16 *"For God so loved the world that He gave His One and Only Son, that whoever will believe in Him will not perish, but have eternal life."*
- **Butterfly** - When we turn away from going the wrong way away from God and turn back to Him asking Jesus to forgive us and be the Savior and Lord of our life, the Bible says we are a new creation like a caterpillar turning into a butterfly! 2 Corinthians 5:17 - *"Therefore if anyone is in Christ, he is a new creation; the old things passed away; behold, new things have come."*

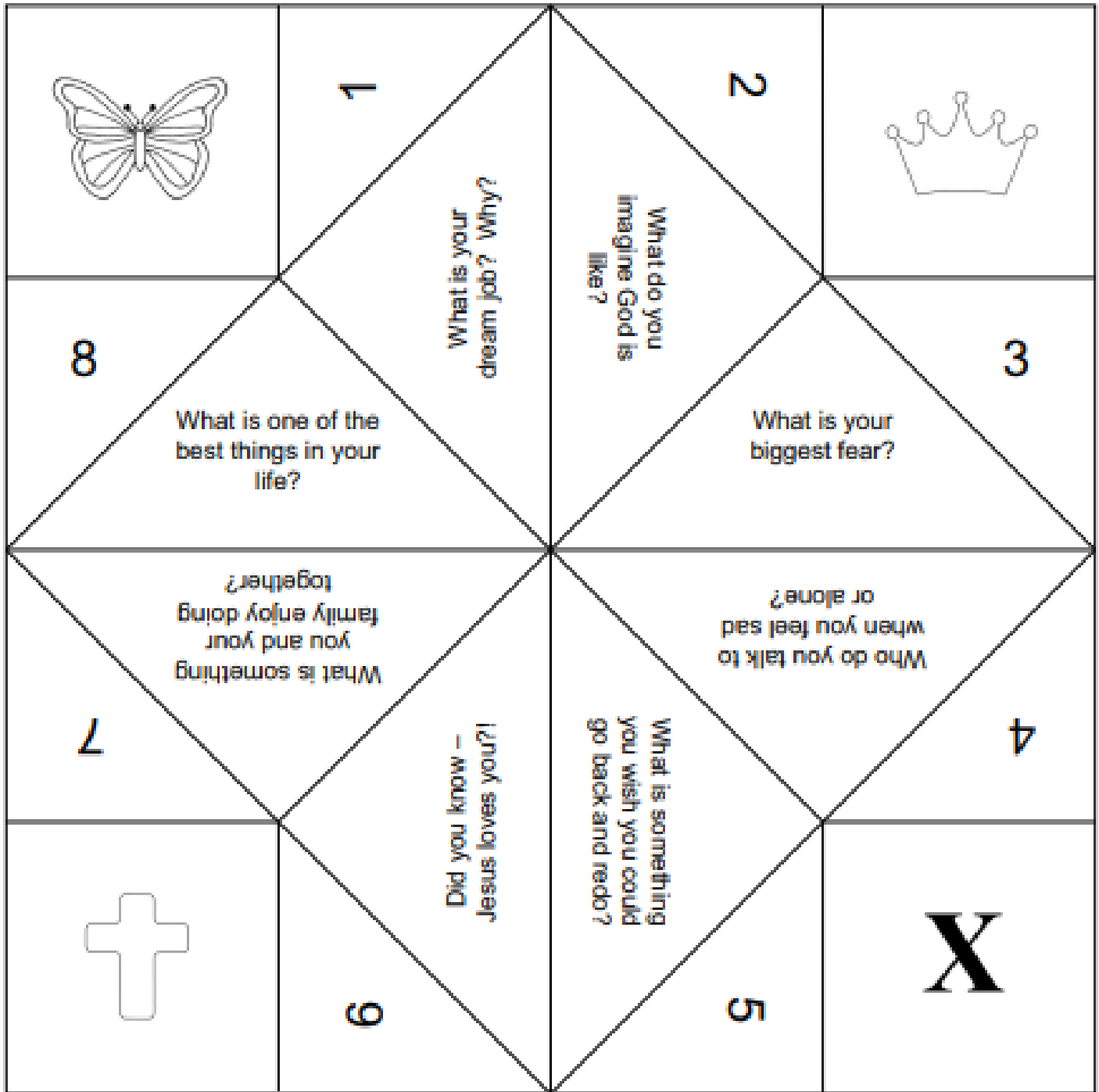
Use the inside conversation questions to help learn how to share the Gospel:

- What do you imagine God is like? (*Brings up God & gets them thinking about Him*)
- What is your biggest fear? (*Share how you turn to God when afraid.*)
- Who do you talk to when you are sad and alone? (*Comment on God's promises to be with us or that God cares.*)
- What is something you wish you could go back and redo? (*We do wrong and wish we could change.*)
- Did you know Jesus loves you? (*Introduces why Jesus came & what He did.*)
- What is something your family likes to do together? (*God wants us to be a part of His family.*)
- What do you want to be or do when you grow up? (*God has a plan for us.*)
- What is one of the best things in your life? (*Giving God thanks for His blessings.*)

This are to be used as doors to conversation and not all at once. They are a way to introduce the topic of the Good News and allow the Holy Spirit to work.



Share Jesus!



1. Print a copy for each child in your class.
2. Cut around the outside of the Jesus Catcher.
3. Fold in half and in half again.
4. Open out, turn over so top is blank and fold each corner into the middle.
5. Turn over and repeat.
6. Turn over so you can see the pictures.
7. Slide your thumb and your finger behind 2 of the pictures and press together so they bend around and touch.
8. Turn over and repeat with the thumb and finger of the other hand for the other two pictures.
9. All the pictures should now be at front with centers touching and you are ready to use your Jesus Catcher!



FISHERS OF MEN



Year 2—Quarter 3

Fishers of Men

Bible Lesson

Read Matthew 4:18-22. Simon called Peter and his brother Andrew were just ordinary men. They were simple fishermen. Jesus could have asked anyone to be one of his disciples, yet he chose two average fishermen. Jesus still chooses ordinary people to do extraordinary things.

What did Jesus mean when he told the two fishermen that he would make them “fisher’s of men.” *Allow for response.* Jesus meant that if these two men followed him he would show them how to lead other’s to salvation. He has promised the same thing to us if we follow him.

Often times, when God asks us to witness to someone we feel like we can’t. And that’s O.K. God knows we cannot do it by

Apply the Lesson

If you read through the gospels, you’ll see how Jesus used love to draw people to him, one at a time. From the Samaritan woman at the well, to the religious leader Nicodemus, to Zacchaeus the tax collector, Jesus showed people how much he loved them.

That love, more than anything, led them to believe and then go out and tell other people about Jesus.

We can love others by being a good friend. That means being there for our friends, being a helpful hand when it’s needed, and being a good listener. It also means reaching out to people who don’t have many friends. That takes courage, but it’s a great way to show the love of Jesus.

Loving others also means we resist the temptation to hurt others. When someone pushes us, we don’t

ourselves and he doesn’t ask us to. In those times when we feel like what God’s asking us to do is impossible, we need to remember that God promised he would be with us. We need to trust in Him and believe that all things are possible through him.

Fishermen have tools that they use to catch fish, such as a rod, net and bait. We also have tools that we can use to lead other’s to Christ. What might they be? *Allow for response.* Our greatest help is the Holy Spirit working in us and in the hearts of the people we witness to. Other tools are our testimony, our message, our prayers and the way we live our lives. We will talk about these tools in later lessons.

push back. When people gossip, we don’t join in. When we are called names and made fun of, we respond with love instead of cruel words.

People may think we are strange for doing such things. Anyone else would fight back! But we are not “anyone else.” We are fishers of men. We are people saved by Jesus, commanded to share Jesus’ awesome love with others.

A good fisherman knows that he needs a good lure to draw in the fish. Fishers of men know the one thing that draws people to Jesus is His love. Ask God to make you a fisher of men. Ask him to help you share His love with others. Then be ready to tell your friends about Jesus once you have their attention.

Power Point

God wants us to love others and introduce them to Jesus.

MEMORY VERSE

Matthew 4:19,
“Come, follow me,
Jesus said, and I
will make you fish-
ers of men.”

Gentoo Penguins

When people think of penguins, they think of funny, flightless birds waddling around on the ice. They see in their mind's eye thousands of little black and white birds, each one


identical, swimming the Antarctic waters and crowding together on an island ice.

Most people don't realize that there are not one but many kinds of penguins! There are

black and white penguins, black white and orange penguins, and even blue and white

penguins. There are penguins that swim, and some that don't. There are penguins that

live in the cold, and there are many penguins that prefer warm climates. There are penguins



with regal names like the Emperor Penguin and the King Penguin, and there are

penguins with fun names like the Macaroni Penguin and the tiny Blue Fairy Penguin.

There are even penguins in Pennsylvania that play ice hockey!

Okay, so those are not a real penguins.

Over the next few weeks, we'll be talking about a few species of penguin, starting

with the Gentoo. Gentoo penguins are the third largest species of penguin, growing to

almost three feet in height. They are distinguished from other breeds by the white band

that crosses the top of their heads like a bonnet. They are also the fastest penguins

under water, reaching speeds of 22 miles an hour when they swim.

That speed means they are also very good at catching

MAIN POINT

Jesus tells Peter, Andrew, James, and John that he wants them to be fishers of men.

That sounds pretty strange, but when you remember that Peter, Andrew, James, and John were actually fishermen, you realize Jesus was speaking their language.

Fishermen go out to sea to gather up fish. They use lures and bait to draw the fish in so that they can be caught. As Christians

we don't want to catch other people, but we do want to catch their attention so that we can tell them about Jesus. Like fishermen, we need bait that is attractive to people. Unlike fishermen, we can't dangle worms in front of them! We need bait that will help people see how much Jesus loves them.

There's no better way to draw people to Jesus than by loving others the way Jesus first loved us!

Year 2—Quarter 3

Object Lesson: Fish Pole

ITEMS NEEDED: A fishing pole with bait (or lure), A red paper heart

Have any of you ever been fishing? Fishing is a fun, quiet, and relaxing hobby. It's a

great way to spend some time outdoors, and it's fun to catch fish for sport, or for food.

It doesn't take much to get started, either. You need a pole, a line, and one thing more.

Do you know what that is?

You need to put some bait on the line. Whether it's a worm, a smaller fish, or a specially

made lure, you need something to catch the fish's eye and make him bite.

Jesus wants us to be fishers of men. Like any good fishermen, we need to have good

bait when we go fishing (*attach the paper heart onto the hook*).

The best bait is the love

of God. When we love others the way Jesus loves us, we show people how much Jesus

loves them. Nothing draws people to Jesus more than seeing real love in action.



Group Activity: Going Fishing

Leader will have the group pretend they are the disciples in a boat going fishing. Use large body movements to act out each scene.

- First we have to load the nets in the boat. (pretend to pull heavy nets off the shore and throw them into the boat)
- Then we have to row the boat out on the Sea of Galilee. (Big rowing motions. Rowing, rowing, rowing)
- Next we have to throw the nets into the water. (Throwing heave nets. Feeling tired.)
- Pull the nets back into the boat. (Pull heavy nets. Pulling, pulling, pulling)
- No fish! Throw the nets back in! (Throwing, throwing, throwing. Feeling tired)
- Pull the nets back in the boat. (Pulling, pulling, pulling)

- Still no fish! Let's quit for today. Turn the boat around. (Rowing slowly, so tired. Rowing slowly, Rowing slowly)
- We get to shore and Jesus is there. He says, "Follow Me and I will make your fishers of men."





Jesus Grew in Wisdom,





Jesus Grew in Wisdom



Jesus, Our Example

Luke 2:52, “And Jesus grew in wisdom and stature, and in favor with God and man.” God wants us to grow in wisdom by putting our faith and trust in His plan.

Wisdom About God:

- Keeps His promises.

- Has rules we must obey.
- Sees what we do even if our parents don't.
- Disciplines us because He loves us.

Wisdom About the Bible:

- We can always trust what God says.
- God's Word is always right.
- Obey the Bible and you'll never be sorry.

Wisdom About Jesus:

- Died on the cross.
- Was buried.
- Rose from the dead.

Power Point

God is with you and will give you the courage to witness.

MEMORY VERSE
Matthew 28:19, 20:
“Therefore go...And surely I am with you always, to the very end of the age.” (NIV)

3 Bible Stories the Teach Wisdom

Choose the one that fits your students best.

1. King Solomon Asks for Wisdom —1 Kings 3

Bible Truth: God gives me wisdom when I ask for it! When we come up against a situation we aren't sure how to navigate, He is ready and willing to give us the gift of wisdom to help us.


2. The Wise and Foolish Builder — Matthew 7:24-27

Bible Truth: God's wisdom is my firm foundation. Wisdom is listening to what Jesus says and then doing it. When we follow Jesus and His ways, we walk in wisdom and point others to His truth.

1. What Wisdom Looks Like — James 3:17

Bible Truth: The wisdom of God is full of good things! When we follow Jesus, He leads us toward wisdom. First and foremost that wisdom is found in the Bible.





Small Group: Apply the Lesson

Ask: How old are you? Are you growing like Jesus?

Q: What does it mean to grow in stature? (*Grow taller and older*)

Say: No matter how old we are, we should always be striving to grow in wisdom and in favor with God and man. We can't really change how tall we are, but we can change how healthy we eat and how much exercise we get.

Q: What does it mean to grow in wisdom? (*Not just head knowledge, but able to use knowledge and discernment in order to make solid decisions*)

Q: What can you do to grow in favor with the

people around you? (*Allow for answers. Lead children to think about their behavior such as: good manners, a happy attitude, and being respectful.*)

Q: What can you do to grow in favor with God? (*Allow for answers. Lead children to think about reading the Bible, memorizing scripture, and exhibiting the fruit of the Spirit.*)

Say: Jesus was a special child, but all kids are special. God has given each person a specific, special task to do and we don't have to wait to be grown up to do it! As a child, you can do amazing things for God if you allow Him to work through you.

Summary of Jesus in the Temple Story

When Jesus was a young boy, he went on a big adventure in the city of Jerusalem. He was only 12 years old! Every year, Jesus and his family would go to Jerusalem for a special party called the Passover Festival. It was like the biggest birthday bash, but for everyone!

This time, after the festival, Jesus got left back in Jerusalem when his Mom and Dad headed for home. Oops! His parents went a whole day's journey before realizing, "Where's Jesus?" They hurried back to Jerusalem, searching high and low, in every nook and cranny.

After three whole days, they found him in the temple, which was like a giant church building back then. And guess what? Jesus was sitting with the teachers, listening and even asking them some really smart questions. Everyone there was totally amazed by how much Jesus knew!

When his parents saw him, they were surprised and asked, "Why did you stay behind?" Jesus said, "I had to be in my Father's house!" But that


was a bit confusing for them. Anyway, Jesus went back home with his parents and the Bible says He grew in four ways:

1. Wisdom (mentally)
2. Stature (physically)
3. Favor with God (fellowship with the Father)
4. Favor with all the people (socially)





THE SECRET OF THE WATERMELON



**Using Every Day Objects
to Share My Faith**



The Secret of the Watermelon

Bible Lesson

Cut open a watermelon. (Or show a picture of a watermelon slice.)

Explain the five colors found in a watermelon. Each of the colors represents some part of the watermelon. The blossom is yellow, seeds are black, the watermelon center is red, green also on outside and white- the rind.

After you have explained the colors of the watermelon, explain the colors of the gospel. This is what the colors stand for:

Yellow or Gold: Is a reminder of the streets in heaven, paved with gold:

Black: Is a reminder of our sin.

Red: Jesus' blood, which was sacrificed for us.

White: Reminds us of a clean heart.

Green: Things that grow. (We grow through prayer and Bible study.)

Continue on by explaining God's plan to rescue us.

After you have explained the colors and the need for Christ, provide an opportunity for those in your class to respond to Christ through prayer.

Take time to lead any child/children who responds in a prayer to invite Jesus to be their Savior. Keep your prayer simple to model for them how to pray with their friends. Tell those who respond that now their sins are forgiven, they are God's child, He will never turn His back on them, and their names are written in God's book

Power Point

Tell the good news until everyone has heard.

MEMORY VERSE

Matthew 28:19,
"Therefore go and make disciples of all nations.

Craft: Paper Plate Watermelon Slice

Items Needed: Paper plates and markers or crayons.

Provide one paper plate for each child.

Show them how to fold it in half to look like a watermelon slice.

Then let them color the outside edge green.

Tell them to leave a thin white stripe and then color the middle red.

Next, have them color in black seeds all over the red part.





The Idea: Have J-A-M (Jesus And Me) events once a quarter for your students to invite their friends to. Promise that their friends will be given an opportunity at the event to hear the gospel. Provide simple event cards for students to use in inviting friends and family to the event.

Snow J-A-M as a day retreat with speaker on friendship, self-image, knowing God.

St. Patrick's J-A-M wear green, make three-leaf clover crafts to represent the Trinity.

Make a Movie J-A-M wear Bible costumes, reenact biblical stories, video them, show them on the big screen, give plastic "Oscars," serve popcorn.

Game Day J-A-M at a city park with games of tug-o-war, frisbee golf, watermelon, etc.

Music Day J-A-M where kids bring their own instruments, have a recital, or a kazoo marching band, snacks, etc.

Art J-A-M, Cookie J-A-M, Pizza J-A-M, Jingle J-A-M, Circus J-A-M

Be creative, but plan out your event year so you can reserve spaces, recruit helpers, print invitations, have someone to share the gospel, and make each of your events fun.


This gives your students something to invite their friends and family to and will help to grow your church ministry.

Jelly Bean Gospel Tool

Copy the sheet on the supplement page and teach the kids what the jelly bean colors mean. Have the kids color the jelly beans in those colors on the paper. Also give them baggies of real jelly beans that they can use with this paper. Give them at least 2 of each. 1 to eat and 1 to give to the person they share their faith with.

Challenge them to take the jelly beans and share them with someone as they explain the Gospel using the colors. The challenge is to share this with someone who doesn't attend church. It might be a neighbor, a school mate, someone on their sports team, a family member or someone else in their life.

When the kids do this, it strengthens their faith and gives them boldness to share the Good News of the Gospel.



(Template on the supplement page)





Blue – Our sin makes Jesus sad or “blue.”
(Romans 3:23 – Everyone has sinned – this means we can’t get into heaven unless our sins are forgiven.)



Red – Jesus died on the cross so our sins could be forgiven. (Romans 5:8 – Jesus died for us while we were sinners.)



White – When we ask Jesus to be our Forgiver, Leader, and Friend – our sins are forgiven and we have eternal life. (John 3:16 – God loved the world so much that He gave His one and only Son so that anyone who believes in Him will not perish but have eternal life.)



Light Blue – We get baptized to show people we have asked Jesus to come into our life.
(Acts 2:41 – The people who believed were baptized.)



Green – We grow in our faith by reading our Bible, praying, and going to church. (2 Peter 3:18 – Grow in the grace and knowledge of Jesus.)



Yellow - One day we will live with Jesus forever in heaven where the streets are made of gold.
(John 14:3 – I am going to prepare a place for you. When everything is ready I will come and get you.)

Would you like to ask Jesus to come into your life? Then pray this prayer to Him. Dear Jesus, I am sorry for my sins. I believe You died on the cross for me. Please come into my life and be my Forgiver, Leader, and Friend. I accept Your forgiveness. Thank You. Amen.

The Power of My Testimony





The Power of My Testimony

Bible Lesson

PASSAGE: John 4:5-42 (NLT)

Tell the story about Jesus meeting the Samaritan woman at the well

Power Point - Share Jesus with Others

Say: When sharing our faith with others we can follow the example of the woman at the well.

Point One: She experienced His grace.

Jesus did not hold her past against her. She experienced His grace in spite of her past. He revealed himself as Messiah to her anyway.

We all would like grace or forgiveness like that. *(Share a time when someone showed grace to you or when you showed grace to someone.)*

Point Two: She expressed it to others - immediately she told others all about when she met Jesus- she simply told her story.

(Share a personal story of a time you told someone about Jesus.)

Point Three: She invited them to hear more- maybe she didn't have all the answers, but she invited them to come hear for themselves.

(Share a time when you invited someone to church or a Christian gathering. Challenge your class to invite their friends to come with them to church.)

If you can answer these 3 questions you can share your faith:

What was my life like before I met Jesus?

How did I meet Jesus?

What is my life like since I met Jesus?

People want to know how Jesus works in you!

Power Point

God can use my testimony to bless others.

MEMORY VERSE

John 4:23, "True worshipers will worship the Father in spirit and truth, for they are the kind of worshipers the Father seeks."

Story: The Man Who Led Billy Graham to the Lord

William Franklin Graham Jr. (known as Billy Graham to most of the world) was born on November 7, 1918, near Charlotte, North Carolina.

In 1934, evangelist Mordecai Fowler Ham began preaching at a series of revival meetings in Charlotte. Billy attended the meetings.

While listening to Ham's preaching, which heightened Graham's conviction of his own sin, Billy Graham decided to commit his life to Christ.

Point: Mordecai Ham led Billy Graham to Christ and each of us has somebody in our lives who shared their faith in Christ with us.

How to share My "Testaminute"

- 1) 1 Minute on My Life Before Christ
- 2) 1 Minute on What Made Me Choose Him
- 3) 1 Minute on My Life Since Then

See the supplement page for a worksheet to copy for your students to learn to write their testimony.

Tell your class that people need to hear them tell how faith in Jesus has made a difference in them.

You could have them write it and then practice saying it in their small group.



Kid's Testimony Worksheet

1. Who introduced you to Christ?

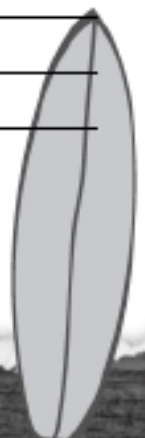
2. What prompted you to make a decision to follow Jesus?

3. When did you do this?

4. Where were you?

5. Why did you choose to make Jesus the boss of your life?

*I planted the seed, Apollos watered it, but God has been making it grow.
– 1 Corinthians 3:6 (NIV)*





A Sample Testimony

(See the Testimony Worksheet on the previous page.)

If you are using the Testimony Worksheet with your class, Here is a sample testimony for them to read (hear) an example:

I learned about God from the Bible, from church and from my parents. I learned that God is the most important person in my life. My parents had taught me two things: love God and love others. I remember learning about Jesus dying on the cross at church and from my parents. He died for our sins.

One day, when I was five, I was thinking about the Bible and how much God did for us, and then I prayed. I asked Jesus to come into my heart. I remembered the ABC's from church—Admit, Believe, and Choose. I had to admit that

I was a sinner, believe that God was real and that Jesus died on the cross for our sins and he rose from the dead. That showed me that Jesus had POWER.

Then I chose to follow God - to do God's right stuff, like love God and love others. Now I know that God is in me. This means that I have power to try to do what HE does, to love God and to love others, too. I try to love others a lot. I try to love some kids that are at my table in my classroom that are mean, and also some of the bad kids. I try to love my family, too. I used to be rude sometimes, and I still am sometimes, but now I know I can ask for help and ask for forgiveness. I know that God doesn't remember my sins. Someday, I want to go to heaven with God!

The Apostle Paul's Testimony in Jerusalem (Acts chapter 22)

Paul went to Jerusalem. He wanted to tell everyone about a very special friend he had met. This friend was not like any other; his name was Jesus, and he was God's Son!

Paul used to not like people who were friends with Jesus, but one day, while he was traveling to a place called Damascus, something amazing happened. A bright light shone from the sky, and he heard Jesus talking to him! This changed everything for Paul. He couldn't see for a few days, but then he got better and became Jesus' friend too.

In Jerusalem, Paul stood up and told everyone about his adventure. He said, "I used to be mean to Jesus' friends, but now I'm one of them because Jesus showed me he loves everyone!"

But guess what? Some people got really mad at Paul for saying this. They didn't want to hear about Jesus. They started yelling and wanted to


hurt Paul. That's when Paul told them a secret: he was also a citizen of Rome, which was a big deal back then. This meant they couldn't just hurt him; they had to listen to him.

So, Paul used his voice and his Roman citizen card to keep telling people about Jesus and how he wants to be friends with everyone. And that's the story of how Paul bravely talked about his friend Jesus in Jerusalem!





THE POWER OF MESSAGE





The Power of My Message

Bible Lesson

Romans 1:16, "For I am not ashamed of the gospel, for it is the power of God for salvation to everyone who believes..." When the Apostle Paul says "gospel," he means the GOOD NEWS of Jesus Christ.

Imagine there is a video game that you and your friends enjoy playing. Next, imagine you discover a hidden key that gives you more power that helps you win the game.

Paul is saying he's excited to share the special message about Jesus, which is a power-up for our hearts. It's like getting the best secret power in a video game that helps everyone win the game of being friends with God. And just like you'd tell everyone about the good news of finding a hidden key like that, Paul wants to tell everyone about Jesus' love because it's the best news ever!

Here's a reworded version of the Kid's Church lesson for a 3rd grader:

Two Ways to Live: Your Adventure or God's Adventure

Think of life like a big adventure. You can

choose **Your Adventure**, where you make all the rules and decide what to do, but it's like going on a hike without a map, and you will get lost.

Or, you can choose **God's Adventure!** This is like following a treasure map that Jesus gives you. He's like a superhero who has already done all the hard work, so you can have the most amazing journey ever.

If you're ready for God's Adventure, here are three special steps: **Chat, Follow, Believe.**

Chat with God – Just like talking to your best friend, tell God you're sorry for not following the map and ask Him to help you start this new adventure.

Follow Jesus – It's like having Jesus as your guide in the adventure. You'll learn new things and change as you go, just like learning to climb higher or jump further.

Believe in Jesus – Keep believing that Jesus is the best guide for your adventure, and trust Him to lead you all your life.

Now, what's your next move on this adventure?

Power Point

Kids can understand the gospel.

MEMORY VERSE
Romans 1:16, For I am not ashamed of the gospel, for it is the power of God for salvation to everyone who believes."

Kids Can Understand the Gospel


Teacher note: Your children can recognize many of the advantages of joining God's family and understand much of the logic of the gospel:

- Tell kids that God is a loving, heavenly Father and He's in charge.
- Kids can feel sorry about their own wrongdoing.
- Kids can say with sincerity that they are sorry.
- Tell kids that Jesus took their place for the punishment they deserve.
- Tell kids that Jesus came back to life and so is able to do what He says.

- Tell kids that receiving Christ means they are making a big promise that they will keep all the rest of their life, even when they are an adult.
- Lead Kids to pray with faith and enthusiasm because of their whole-hearted trust in God.

Here is the biblical basis for the above truths. You may want to read these verses with them: Romans 5:8; Romans 3:23; Romans 6:23; John 3:16; & 1 John 1:9.





So, You Chose God's Adventure—Now What?

Help your students learn these three truths. Show them how to do the motions for each one.

Say: after you choose God's Adventure and make Jesus your Guide,

1st



And He will never turn His back on you!

Three very important things happen:

First, "You are God's child and He will never turn His back on you."

Motions: Put your hand out like you are patting a child's head. Then, turn your head and motion behind you with both hands.



2nd



And He will never erase it!

Second, "Your name is written in God's book and He will never erase it."

Motions: Put your hands out in front of you palms up like an open book. Then, make the motion of erasing a chalkboard.



3rd



And He will be with you!

Third, "You start over new every day and He will be with you."

Motions: Point up with your right finger while resting your elbow on the palm of your left hand. Move your right finger in a arc to the left and down. (Like sunrise and sunset) Then cross your arms over your chest.






Story: Trading Up

There is a true story of Kyle MacDonald in Canada. He had heard of the kid's scavenger hunt game where players took a mundane item – say, a pencil – then scattered out into the neighborhood, knocked on doors, traded up, then reconvened and voted on who had made the biggest and/or best swap.

Kyle decided to use the internet instead. He took a picture of a red paperclip and put it in the barter section of the local *Craigslist* online. After fourteen

trades over the course of a year, he traded his way from on red paperclip to a house. The house was offered to Kyle by a small town called Kipling, Saskatchewan in exchange for a part in a movie that had been traded to Kyle.

When we accept God's offer of salvation through faith in Jesus Christ, we are "trading up." We trade something worthless (our old lives) for the priceless treasure of being adopted into God's family.



Object Lesson: Hard Boiled Egg

To Illustrate How God Forgives sins.



Who can tell me what sin is? *Let the children answer.*

Sin is anything that we do, or say, or think that goes against what God has told us in the Bible to be truth. It is anything that makes God unhappy. What are some of the things that we

do that go against God and make God unhappy? *Let the children answer. As they answer, write the sins on the egg with a permanent marker. Write them on top of each other so that the egg starts to look really black.*

What is this thing we are writing on? It's just a hard boiled egg. Jesus spent His life telling people about God, how much He loved them and how God wanted them to live. But Jesus didn't just live for us, He also died for us. He died for us because ALL of us have done the things that we wrote on this egg.

Name some of the things on the egg. (e.g.- We have all lied, or been unkind, or not obeyed our parents.) What did we call those things? Sin. Our sin keeps us from knowing God and following Jesus.

Start peeling the egg. Jesus died on the cross for our sins. But He didn't stay dead. After 3 days, He rose again and is now living in heaven. Jesus died on the cross for you and if you believe in Jesus and tell Him you are sorry for your sin, then He can take away your sin just like I am taking off the dark, hard peel of this egg.

When you are done peeling the egg, What does it look like and feel like now? Have different children feel the egg as they answer. (possible answers- soft, malleable, no blemishes, clean) That is what happens to our heart when we ask Jesus to forgive us for our sins, the things that make him unhappy. Our heart changes from messy and dark and hard to being clean and soft.

*** If the egg doesn't peel smoothly, it's okay! Talk about the fact that we do still sin and we aren't perfect, but we are clean and soft and ready to follow Jesus.*

Take the opportunity to lead the children in prayer and give them a chance to accept Jesus as their Savior.



For I am
not ashamed
of the
gospel of Christ
for it is the
power of God
to
salvation
for
everyone
who
believes

ROMANS 1:16



**THE POWER OF
PERSISTENT
PRAYERS**



The Power of Persistent Prayers

Bible Lesson

In Acts chapter 12 is a story about the Apostle Peter and his fellow believers. They faced a terrible problem. They knew the power of their prayers. They knew that God's people pray to solve problems, and so that's what they did. Let's discover why they prayed and see the surprising way that God answered.

(Use the mini-drama provided in the supplement to this lesson. Choose six children to play the parts. You may provide a script for each one to read from.)

After they present the skit ask your students the following questions:

Q: What was the problem Peter had?

Q: What did Peter's friends do to solve the problem?

Q: How did God answer their prayers?

Q: How did Peter's friends react when they

heard that Peter was free?

Q: Since Peter's friends were surprised at God's answer, what do you think they might have been asking God to do for Peter? *(That the trial would go well, or Peter would be brave, etc.)*

Acts 12:5 states, "Peter therefore was kept in prison: but prayer was made without ceasing of the church unto God for him" (KJV).

Have your class repeat after you, "God's people pray to solve problems." (Do this more than once if you feel like it.)

Now, ask if anyone has a problem they want the group to pray with them about or a friend or family member they want to share Jesus with.

(You may divide into small groups first.)

Then, pray.

Power Point

God wants us to ask, seek, and knock.

MEMORY VERSE
Luke 11:19, "So I say to you: Ask and it will be given to you; seek and you will find; knock and the door will be opened to you" (NIV)

Small Group

God is Greater than an Earthly Father

Read Luke 11:5-13—Then say: Jesus is teaching us here the lesson of persistence and steadfast faith.

Q: What does the friend do? *(The friend continues to knock until he is answered.)*

Q: What does Jesus say about earthly fathers? *(They are sinful. They make mistakes, but they still give their children good things.)* Then Jesus says that God is so much greater than our earthly fathers.

Q: So why do we sometimes think God might not care about us? *(Allow answers)*

Say: He is our creator, savior, and Heavenly Fa-

ther. We can rest assured that He will take care of us. We can talk to Him anytime and know He hears.

Explain: This story of Jesus reminds us to be diligent in prayer. Note what it does NOT mean:

It does not mean only talk to God when we want something.

- It does not mean God will always give us what we think we WANT (but He gives us what we need!)
- It does not mean we should ask our parents for things over and over and over and over...
- But it DOES mean God wants to hear from us as His beloved children, and we can rest assured that He will listen and bless us with what is truly best for us.





Mini-Drama

Who's Knocking at the Door? (Acts 12:1-19)

Christian 1: This is terrible! King Herod threw Peter into prison!

Christian 2: What if Herod kills Peter? He already had James killed!

Christian 3: Let's not panic. Let's figure out how we're going to solve this problem.

Christian 1: I have an uncle who works in Herod's palace. Maybe he could ask Herod to let Peter go.

Christian 2: I'd be willing to sneak over and see if we could help him escape.

Christian 3: Wait a minute. We're forgetting the most important thing here. We need to pray.

Christian 1: that's right. Let's pray and see how God will answer.

Narrator: For days the Christians prayed for Peter. One night, as they were praying, they heard knocking.

Mary: Who could be coming at this time of night? Rhoda, go and see who it is.

Rhoda: (Goes to the door.) Who is it?

Peter: It's me — Peter! I'm free!

Rhoda: Free? That's great! I have to tell everyone!

Narrator: Without even opening the door. Rhoda ran to tell the others.

Rhoda: It's Peter! He's free!

Christian 2: That's impossible! He's in prison.

Christian 3: Maybe it's an angel.

Mary: Whoever it is, he's still knocking. Rhoda, go and see again.

Narrator: When Rhoda let Peter in, they were all amazed.

Peter: My friends, God has answered your prayers! Tonight I was sleeping in my prison cell. I was surrounded by soldiers.

Mary: You could never escape from there!

Peter: Not by my own power. But an angel came to my cell. I thought I was dreaming! The angel told me to get up and leave. My chains fell off. I walked right out of the prison and out of the city. When the angel disappeared, I knew it wasn't a dream! I was free!

Mary: We have been praying for you. And God knew just how to solve this problem! Praise God!





like Peter's friends praying for him and God rescued him from jail.

1. Prayer is like talking to a friend: Just like you talk to your friends every day, praying every day helps you build a strong relationship with God.

2. Prayer takes patience: Sometimes, you might not get what you asked for right away, but that doesn't mean you should give up. Keep praying and be patient.

3. Prayer is powerful: Even though it might seem like you're just saying words, prayer can make big things happen, just

4. Prayer is for everyone: It doesn't matter who you are, where you're from, or what you've done; you can always pray and God hears you.

Remember, persistent prayer means to keep on praying, even when it seems tough, because it's a way to show faith and trust in Jesus.

Lesson Introduction Activity

Two Games that get kids thinking about asking (or manipulating).

Don't Crack Up! - Have students sit in a circle. Designate one student to be the "cracker" and go in the middle of the circle. Give that child a phrase to say, and have them walk around trying to make the others laugh. The first person to laugh goes in the middle of the circle and does the same thing. OR have students pair up and see if they can make one another laugh.

What will it take to.... Form groups of students, and select one person from each group to be the "task doer". Encourage the other kids to make the task student do something (stand on one foot, make a silly face, turn around and cluck like a chicken, etc.). Encourage kids to use words and polite phrases to get people to do what they want. See what it takes to force students into action (this works for multiple age groups).

Say: Today our lesson is about how Jesus says prayer is asking, seeking, and knocking.

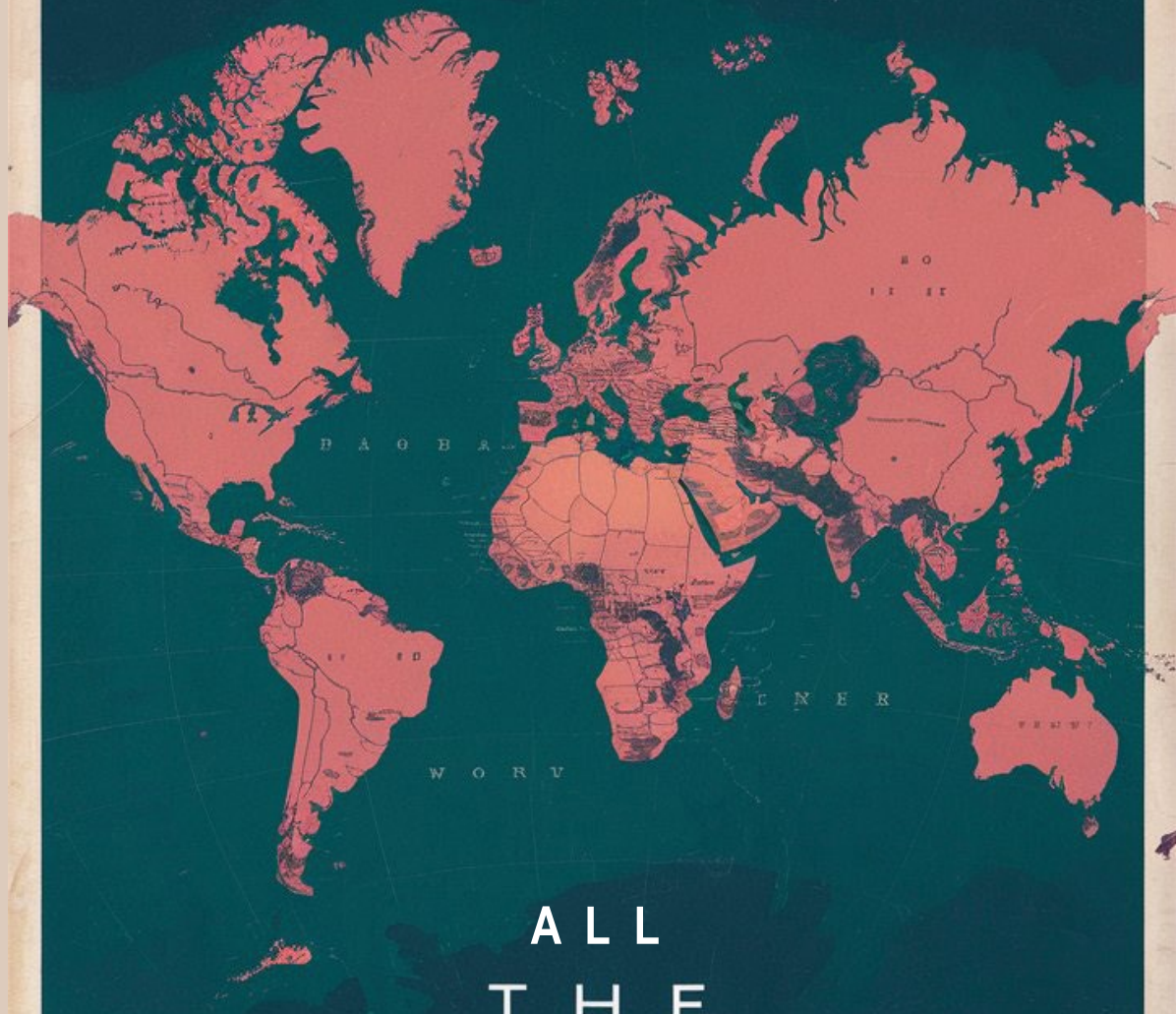




Look! I stand at the door and knock. If you hear my voice and open the door, I will come in.”

~Jesus (Rev. 3:20 NLT)

GO INTO



ALL
THE

WORLD



Go Into All the World

Bible Lesson

Before Class: Have a variety of maps gathered (*road map, map of the world, trail map, globe*).

Small Groups: Have your class break up into groups. Give each group a map. Have leaders explain what type of map it is. **Ask:** "Why do we need maps?" (*Allow for responses.*)

Leaders emphasize that maps help us stay on the right roads and trails.

Large Group: Say, "I have another map here." Hold up your Bible, and read Psalm 119:105. Say, "Did you know that the Bible is the most important map for telling us the right way to go?" After Jesus was crucified and

rose from the dead and just before He ascended up into heaven, He told His disciples, "but you will receive power when the Holy Spirit comes on you; and you will be my witnesses in Jerusalem, and in all Judea and Samaria, and to the ends of the earth." (Acts 1:8) Jesus was speaking of the power of the Holy Spirit and the power of their testimony. He was also speaking of spreading the Good News about Him to the whole world.

Point out that for us, Jerusalem is the community we live in. Judea is our state. Samaria is our country, and the ends of the earth is everywhere else.

Say, "God is saying for us to go to all the world, and tell others about Jesus."

Power Point

We will take
the Good News
of Jesus into
all the world.

MEMORY VERSE

Mark 16:15, "Go into all the world and preach the good news to all creation."

Activity: Footprints on the World

Before Class: Draw a huge map of the world on a banner of butcher paper. (*Use an overhead projector to shine a picture of a world map onto the paper and then trace it with a marker.*)

Footprints: Have each of your students stand on the banner and trace around his/her feet/foot. Have them decorate their own footprints and sign their name to it. Then ask them to discover the name of the country of the world that their footprint ended up on. Ask them to promise to pray for the people in that country this week.

Put the banner on the wall of your classroom and use it as a reminder to pray for people in other countries of the world.





Object Lesson: Harvest is Ripe

Items Needed: Fruit, rotten fruit or vegetable

Hello, children of God! What do I have here? (*Hold up a piece of fruit*) That's right, this is fruit! I love fruit, don't you? Do you have a favorite kind of fruit? (*Hold up several fruits and/or vegetables*)

What do you think would happen if fruit did not get picked off of the trees? What if no one came to harvest the produce? Well, it would go bad. It would get old, and moldy, and rotten and yucky! (*If available, demonstrate a piece of rotting or old fruit*).

No one would be able to enjoy it, and it wouldn't provide nourishment or joy. That seems a little sad, doesn't it?

Did you know that people can be like this? It's true! Jesus calls us all to be fruit pickers! See, if people never hear about the good news of Jesus, and they never experience the love of God, they won't be able to bless others and be blessed through faith. Without love and without the Gospel, people tend to "rot" in their hearts, and they miss out on amazing and beautiful opportunities. So our job is to communicate the good news. We are called to serve God's people.

Jesus told the disciples that the "harvest" was ready: He meant there were many people who needed to hear the wonderful story. This is no less true today! When people

miss out on God's love or don't hear the Gospel, they tend to go sour, and can do things they shouldn't. Jesus was us to share His love. He wants us to recognize opportunities to serve each other. So many people need to hear this good news, and we get to communicate it! Isn't that wonderful? And we can tell ALL people about God's love.

The good news of Jesus is not just for people that look a certain way, or treat us nicely...we want to make sure that we are looking for ways in which all people will be noticed, helped, and "picked" for service. We don't want to leave anyone "rotting" on a branch, but we seek to bring all people into God's family. Why don't we consider that possibility now, with a prayer of thanksgiving?

Children's Prayer Moment

(*Have kids repeat each line*)

Dear God,
Thank you for letting us be part of your plan
Please show us ways to love one another
And to share the good news of Jesus
Show us ways that we can love one another
Thank you for your love
We love you, God!
In Jesus name, Amen!

Small Group Activity

Items Needed: Globe for each group, fact sheet

Look at a globe. Discuss features of our great planet.

Ask: How big is the world?

Q: Ask students to think of as many countries and languages as they can.

Q: How many countries are there?

Q: Which is the largest?

(Provide some facts for things they may not know)

Explain: Jesus sent the disciples to spread Christianity to ALL the world!

Q: What might it mean to go into ALL the world?

Q: What do you know about the work of a missionary?

Say: We get to be agents of God's will! Think of a special forces team or a secret agent.

Q: What do secret agents do?

Say: When we go out as Christians, our lives can be just as exciting a secret agents.

Q: What are some "sneaky" methods of serving others not for our own credit, but for letting someone else feel loved?

Say: Jesus has given us all an important job to spread the good news of Jesus to everyone.





Object Lesson: Beautiful Vase

Lesson: Masterpieces Are Not for the Closet.

Items Needed: vase and real flowers (lying by the vase)

Leader: Take a look at this vase. Someone thought about it and designed the shape, color, and look of it. There was thought and time that was put into making this vase. Let me share two scenarios of how this vase could be used.

First, imagine after all of the thought and work that went into making it, this vase gets put into a storage closet and the door is closed. It just sits there for years, gathering dust on a shelf, unseen and forgotten by everyone. do you think this is what the vase was made for? No, the vase was made to be seen and used.

Now imagine a different story. Instead of being put into a storage closet and forgotten, the vase is put in the middle of the living room table. It's used to hold fresh flowers. (*Put the flower inside the vase.*) Every day it's seen by people in the family and the guests they have over. The color and design of the vase is seen and enjoyed by others.

Which of these do you think is the better story? (*Invite children to respond.*) It seems like the second story is better, be-

cause the vase is being used in the way it was intended. Also it adds something to the lives of others by being seen and used.

The same is true for you. No one in this room, and on this planet, was created by God just to exist and then die. Each of you was created with specific gifts, talents, abilities, and personalities. You were put in a specific place, not to be hidden away. God wants you to use all your gifts and abilities to be part of God's team, working on his project to restore the world.

Have you ever thought of yourself as a masterpiece? Ephesians 2:10 tells us that "*we are what he has made us, created in Christ Jesus for good works, which God prepared beforehand to be our way of life.*"

Some translations say that we are God's "handiwork" or his "masterpiece." Either way, we are made by God to do good works, not to be put away in a storage closet. Through the unique ways God has made you, you are able to partner with God to accomplish good things.

Noah's Object Lesson: The Ark

Question: Did Noah tell people about the coming flood when he was making the big boat, the Ark?

Answer: The Bible doesn't tell us every word Noah said about the Ark and the big rain (the flood). But it does call Noah a "righteousness teacher" (2 Peter 2:5) which means he probably told people to be good because something big was going to happen.

We don't know exactly what Noah told people while he was building the big boat, but we can guess that he had lots of time to talk about why he was making it and what was going to happen. It took a really, really long time to build the boat—maybe even 120 years! So, Noah had many days to share the message about the flood and how the big boat could save them.

To wrap it up, even though the Bible doesn't say Noah used the big boat as an object lesson to save people from the flood, we think he probably did tell his friends and neighbors about the warning and how they could be safe.



Noah building the ark and his family being saved from the flood reminds us of our faith in Jesus Who is the Savior of the world.



And He said to
them, "Go into all
the world and
preach the gospel
to every creature."

Mark 16:15

