



Table of Contents

Quarter 2: The Church is God's Idea

Lesson 14 — What is the Church? (*One Body, Many Parts*)

Lesson 15 — Jesus Rose from the Dead (*Case of the Empty Tomb*)

Lesson 16 — First Apostles (*We are all on the same team*)

Lesson 17 — Paul the Apostle/Missionary (*Don't Quit!*)

Lesson 18 — Work of the Church (*Win the Lost*)

Lesson 19 — Encourage One Another

Lesson 20 — What is My Role in the Church?

Lesson 21 — Foursquare? (*What Does THAT Mean?*)

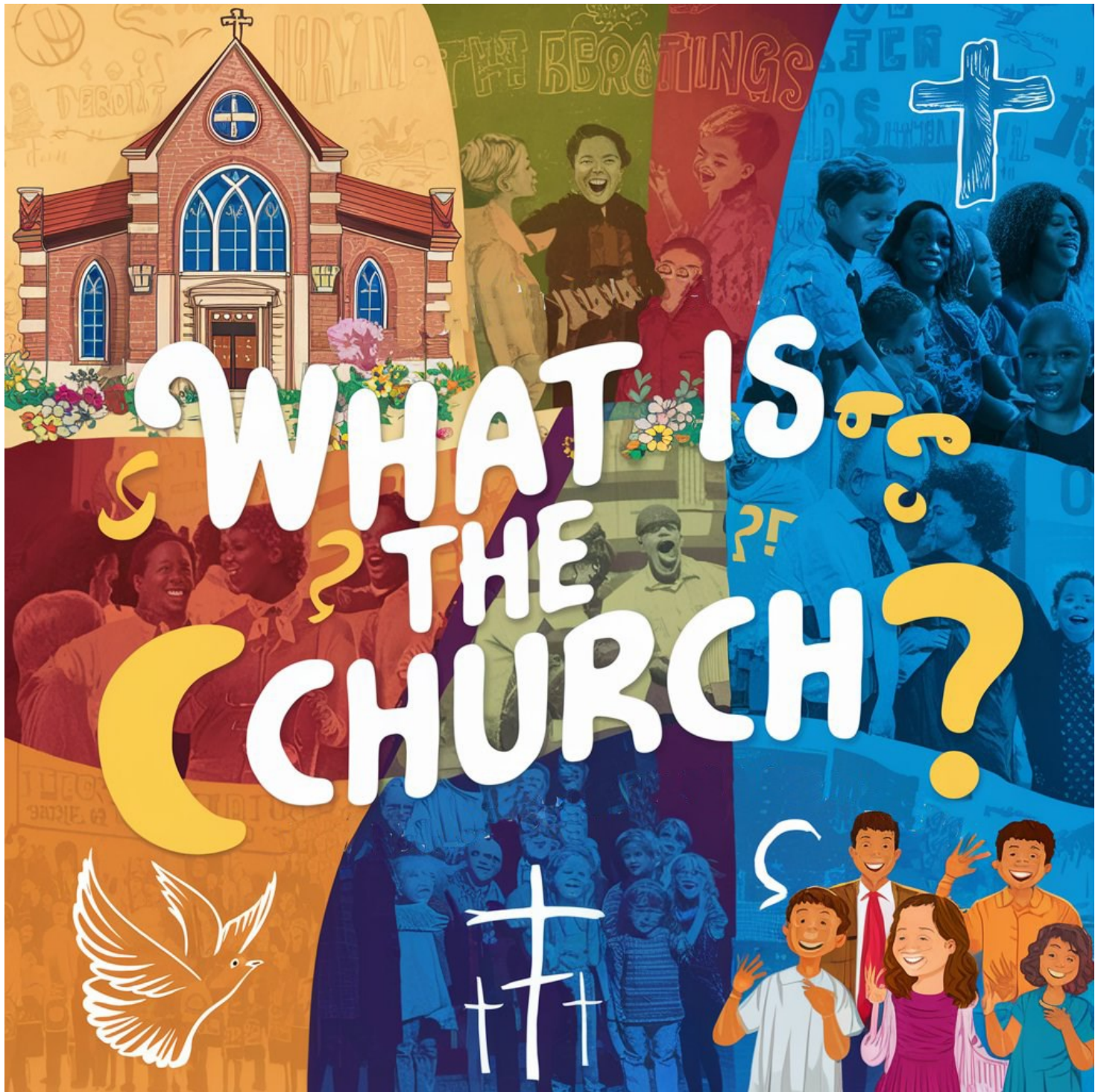
Lesson 22 — You Have a Gift to Give (*Understanding Spiritual Gifts*)

Lesson 23 — Sometimes Christians Disagree (*Understanding Conflict*)

Lesson 24 — Secrets of Serving (*Investing in the Eternal*)

Lesson 25 – Tabernacle – OT Church (*God's Idea*)

Lesson 26 – Communion (*Passover*) *God's Idea*



Quarter 2 — Lesson 14



Year 3—Quarter 2: The Church is God's Idea

What is the Church?

Bible Lesson: One Body, Many Parts

First, ask your group to define the word “church.” Write their responses on the board. Come back to this later.

Next, you will illustrate “isolation” with your group. Have everyone take a place along the wall, facing the wall with plenty of space between each child. Challenge them all to be perfectly silent for a minute. Then, let them call out things that separate them from friends, family, church and God. (*Such as: distractions, television, disagreements, different interests.*)

Finally, you will illustrate “belonging.” Have the kids walk around the room calling out their interests (*favorite sport, hobby, movie, music, etc.*) Tell

them to form groups of people who share the same interest. Stop and discuss why it was difficult or took time to find common ground.

Now, have everyone sit back down and explore with them how we can be part of Christ's body, the church. Say, in many ways, our similarities and differences are the trademarks of the church. We share common beliefs about Christ, but we build our relationships with Christ in different ways, using different gifts.

We are learning that whatever our unique backgrounds, personalities, and abilities, we can be an indispensable part of Christ's body, the church.

Form huddle groups 2 or 3. Assign Scripture passages. (Ro. 12:5; 1 Cor. 12:12-27; Eph. 4:15-16) They are to discover Bible definitions for “church” & report back to the group.

Power Point

You can be
part of
Christ's body,
the church.

Small Group Activity: Imagine You're a Puzzle Piece

- Divide the class into small groups and give each group a simple puzzle. (*Borrow from your church's preschool class*)
- Have groups put their puzzles together. (*Have fun.*)
- Explain that each puzzle piece represents a person in the church, and just like the puzzle, each person has a special role to play.

Conclusion: Just like our puzzle pieces fit together to form a complete picture, we are all parts of the body of Christ, each with our own special role to play. We need each other to function as a whole, and when we work together, we can accomplish amazing things!



MEMORY VERSE

Romans 12:4-5

“Just as each of us has one body with many members, and these members do not all have the same function, so in Christ, we who are many form one body, and each member belongs to all the others.”



Year 3—Quarter 2: The Church is God's Idea

Skit: "The Interview"

By Sammy Jamison

Summary

An average kid wants to join your class and is forced to undergo a humiliating interview.

Characters

A boy and a girl. The girl is the interviewer and the boy is the applicant. The boy wants to become a member of the church group. The girl acts very serious and professional. The boy acts a little nervous. The stage is set with a small table and 2 chairs on either side of the table.

Girl's name: Miss Grimes Boy's name: Jeremy Jones

Script

(The girl is seated at the table, looking over a folder of information.)

Girl: *(Clearing her throat and speaking in a very professional tone)* Ah...next boy, please...

(Boy enters quickly from opposite side, smiling, but acting nervous. ... girl stands and goes around the table to greet boy, they shake hands)

Girl: Hello, Mr ?

Boy: ...Jones, Jeremy Jones. You can call me Jeremy, if you like. *(smiling)*

Girl: Ah, Mr. Jones, we address each other with our last names here. We have found that it creates a more 'noble' atmosphere.

Boy: *(Cringes)* Oh, sorry, Miss.....

Girl: *(Speaking in a very proper voice)* Grimes. Please be seated, Mr. Jones.

(Both sit; Girl opens and appears to study the folder; boy sits on edge of his seat, fidgeting, leg shaking, tapping side of chair, etc.)

(After a short pause.)

Girl: *(Still looking at the folder)* Mr. Jones. *(she is cut short by boy)*

Boy: *(eagerly)* YES?....

Girl: *(Lowering folder)* Mr. Jones, I see here that you are interested in joining our group. Is that true?

Boy: Yes, it is. I have attended your church several times, and I think this would be a good group for me.

Girl: *(In a condescending tone)* WHY?

Boy: *(Surprised)* Well,...I guess,. I'd like to memorize the Bible and the church is close to my home.

Girl: *(condescendingly)* No, no, that will not do. You must meet our criteria for membership. Did you not read the letter that was sent to you by our W.A.G. committee?

Boy: A letter from the **what** committee?

Girl: The W.A.G. committee. Wall Ball Acceptance Group. WAG for short. We must make certain your wall ball skills are up to our standards.

Boy: *(Disbelieving)* Oh.

Girl: Yes, don't want our group growing rapidly at the expense of the 'QUALITY' of our wall ball games.



Boy: Really?

Girl: Yes, really. *(pause to look at folder)* Now, let's see...the first criteria.....Bible knowledge. *(Passes an index card to boy)* Please write on the card all the Bible verses you know by heart.

Boy: Bible verses? But, I thought I'd learn those here.

Girl: Oh yes, if you had read carefully our letter from the WAG committee, you'd know we have a B.U.G. standard here.

Boy: *(Jumps up from chair)*...Are you kidding me? And, what in the world is B.U.G.?

Girl: Mr. Jones, please calm yourself! We cannot have these types of emotional outbursts here! B.U.G. stands for Bible Understanding Group. We want people who already know at least a hundred Bible verses in our group.

Boy: Sorry, but. ... I'm just a beginner with the Bible.

Girl: Do not worry Mr. Jones, we have a way for you to still become a member. If you don't meet criteria #1, you can always meet criteria #2. You can serve on the C.R.U.D. committee for six months. That's the Church Revitalization and Utility Detail, the C.R.U.D. committee.

Boy: You're serious? The CRUD committee?

Girl: Yes. The CRUD committee was set up for people like yourself who wish to become members, but fail to meet all the requirements. We have found that beginners like you need a year or two of service before they can qualify for membership status.

Boy: What does this committee do?

Girl: Oh, various jobs such as cleaning bathrooms, taking out trash, cooking church dinners, *(continues to talk as the boy talks)*

Boy: Wait a minute...

Girl: .. mowing the grass, vacuuming the carpets and other sorts of maintenance items. In fact we have a special shirt for you with the name of the committee emblazoned across the back. We have begun to call them our little 'cruddies'.

Boy: Stop, stop. Exactly how many "cruddies" do you have right now?

Girl: Well, to be perfectly honest, none. But we have had a number of inquiries lately...

Boy: I'll tell you what...I'm not as interested as I thought I was.

Girl: We get that a lot from beginners. Good day Mr. Jones.

(Boy silently turns and walks slowly to exit. and stops at end of stage)

(Lights down on girl. Lights remain up on Boy)

Boy appears to read the letter; then looks up for a moment. After a pause, boy tears the letter apart slowly and drops it to the ground.

Take-Home

Year 3 Lesson 14 — What is the Church?

Summary

Bible Passage:

1 Corinthians 16:8-16

Main Point:

Remember that you are an important part of the body of Christ, and your unique gifts and abilities are needed to make the church strong and effective.

Discuss:

Q: Which body part would you miss if it was gone?

Q: What is your special job in the church family?

Q: How do we work together?

Q: What makes you unique?

Explore the Bible

Read: 1 Corinthians 12:12-31

Highlight how God has given each person in the church different gifts and abilities, just like the different parts of the human body work together.

Discuss how some people may seem more important or visible, but without all the parts working together, the church would not be complete.

Family Activity

Hokey Pokey: Play the song Hokey Pokey from YouTube and have your family sing along and do the motions together.

Real-life Examples: Share stories of how different people in the church have used their unique gifts and abilities to serve and help others.

Apply and Pray

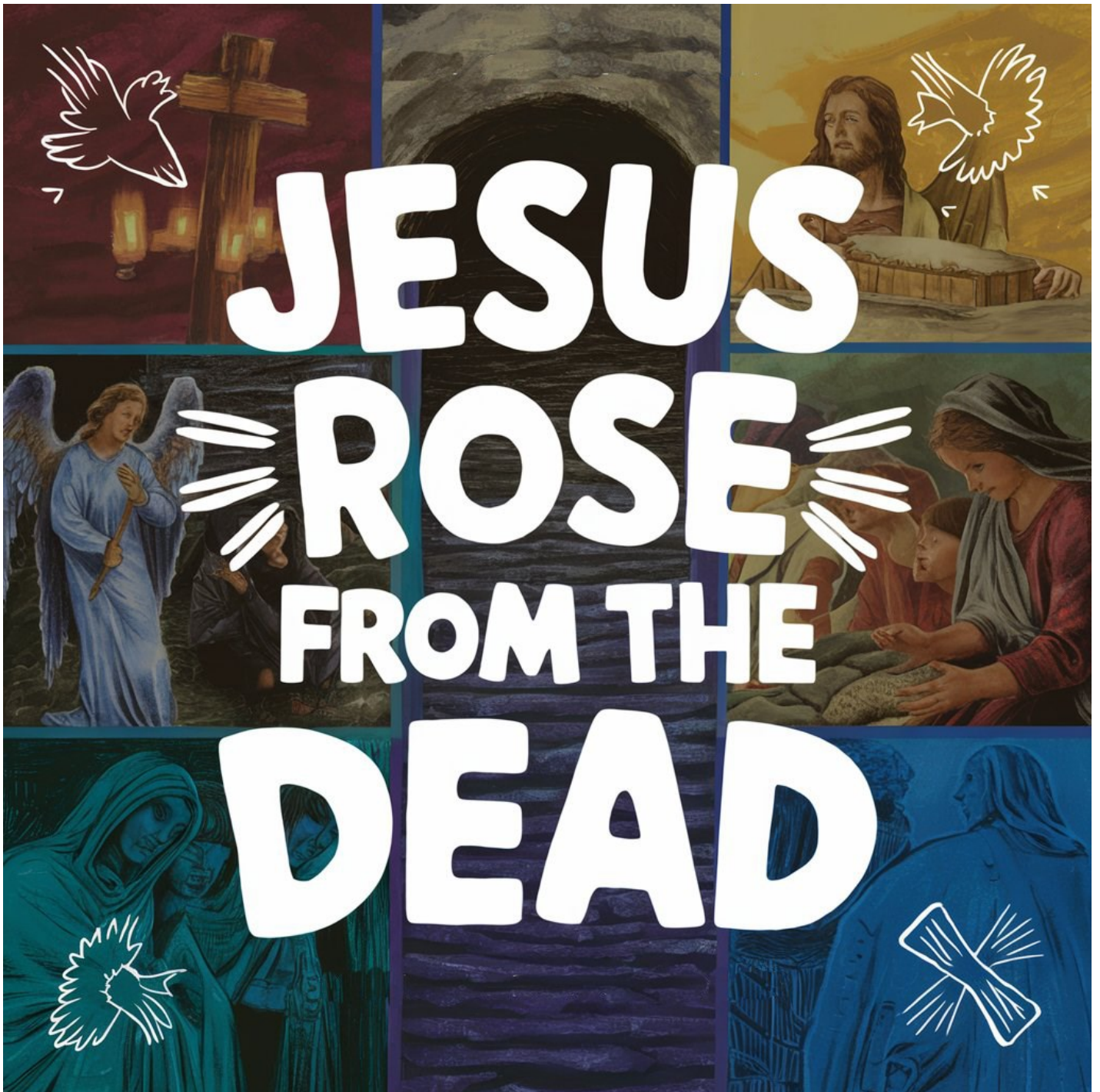
Encourage your family to think about their role in the church, the importance of each person's gifts and talents, and how they contribute to the overall body of Christ.

Pray: LORD, Help us remember that every person has a special gift or job to do, just like each part of our bodies has its own unique role. May we use our gifts to help others and build each other up, just as our bodies work together to keep us healthy and strong.

Guide us to appreciate and respect every person's contribution, no matter how big or small it may seem. May we recognize that even the smallest part, like a pinkie toe, is important and helps us function as a whole.

May your love be our guide as we strive to be the body of Christ, working together in harmony and unity. Help us to love and serve each other, just as you love and serve us.

Amen



Quarter 2 — Lesson 15



Year 3—Quarter 2: The Church is God's Idea

Jesus Rose from the Dead

Courtroom Debate: The Case of the Empty Tomb

Have an imaginary courtroom. Divide your class into three small groups: Pharisees, Romans, and Disciples.

Give each group a chance to meet in a corner of the room to discuss their debate strategy and put on their paper towels. (See Supplement Page)

Round 1 — Say: Rumor has it that Jesus' body was stolen from the grave. We will now hear arguments from a representative of each group.

Ask each group: Would stealing Jesus' body help your group? Why? Or Why not?

Round 2 — Say: Somebody may or may not have stolen Jesus' body from the tomb. Maybe Jesus wasn't really dead when he was buried. We will now hear arguments from a representative of each group.

Ask each group: Do you think Jesus

fainted or was buried alive? Why? Or Why not?

Round 3 — Say: In this next round, we'll find out if Jesus really was killed. Maybe the Romans killed the wrong guy! We will now hear arguments from a representative of each group.

Ask each group: Do you think the sightings of Jesus were a case of mistaken identity? Explain.

Conclusion:

Say: Since we can't prove that anyone took Jesus' body or faked his resurrection, perhaps we should conclude that Jesus Christ really rose from the dead.

Power Point

Jesus was
REALLY
raised from
the dead.



MEMORY VERSE

1 Corinthians 15:3,4
“...that Christ died for our sins according to the Scriptures, that he was buried, that he was raised on the third day according to the Scriptures.”

Group Activity: Pharisees, Romans, & Disciples

Leader Say: We're here to solve a mystery! A few weeks ago, Jesus of Nazareth was arrested, beaten, and nailed to a cross. He supposedly died and was buried in a tomb carved from solid stone. But now the body is missing.

To get to the bottom of this mystery, all of you—Pharisees, Romans, and Disciples—will debate

the possible reasons for Jesus' disappearance.

Each of you will get a paper towel to wear. (See instructions & discussion cards in the lesson supplement)

We will divide you into three groups. Look at the notes on your cards for what to say during the debate. We'll have three rounds of discussion. Choose a person to speak for your group.

Who knows? Perhaps we'll discover that Jesus really rose from the dead.



Year 3—Quarter 2: The Church is God's Idea

Debate Script

By Sammy Jamison

Pharisees

Paper towels: Drape paper towels over your heads to represent prayer shawls.

You are well-educated, important teachers who people respect and ask for guidance. You never liked Jesus. He challenged and insulted you in front of your followers, and then he did all those miracles and gained his own following. He was dangerous.

So, you had Jesus arrested and set up us so the Romans killed him. But now his body is missing. Jesus predicted he'd rise from the dead; his disciples may claim Jesus' disappearance as proof that he was the Messiah. Bad news.

Your Answers for the Debate:

Round 1 — Blame Pilate! He set this up. He didn't want to kill Jesus in the first place.

Round 2 — Blame the Roman soldiers! They didn't break Jesus' legs on the cross. Maybe Jesus didn't really die.

Round 3 — Blame the Disciples! Maybe they just saw a ghost.

Romans

Paper towels: Tuck paper towels your shirt collar to represent Roman capes.

The Roman legion is one of the world's greatest armies. You're tough, and you don't make mistakes following orders. Pilate commissioned you to guard Jesus' tomb, and because Jesus' crucifixion was political, you took special care standing guard. But now the body is gone. It looks bad for you because Roman soldiers who fail to follow orders are often execut-



ed.

Your Answers for the Debate:

Round 1 — Mention the crowd at the cross. We KNOW Jesus was dead! The people around the cross knew it too.

Round 2 — Blame the Pharisees! If Jesus is alive now, they must have sent the wrong man to be crucified.

Round 3 — Blame the Disciples! They haven't seen Jesus. They've only seen somebody in a robe in bad light; perhaps a ghost.

Disciples

Paper towels: Tuck paper towels into the front waist of your pants to represent servant aprons.

A few days ago your world collapsed—Jesus was dead. You saw it all, from his arrest to his burial. Only John was brave enough to be out front; but you hung in the shadows.

And there were hundreds of other witnesses. Then the women dragged you out to the cemetery, where the stone was rolled away and Jesus' tomb was empty! And later you were in the room when he appeared. So you know—he's alive again!

Your Answers for the Debate:

Round 1 — Mention the burial process! If Jesus had been alive, he couldn't have seen or moved wrapped in all those cloths and spices.

Round 2 — Mention the stone! Jesus' body was trapped behind a stone estimated to weigh at least a ton. The strongest person in the world couldn't have gotten out of that cave.

Round 3 — Mention Jesus' real body! Jesus appeared to his disciples in a real body. He ate food. They touched him. He was not a ghost.



Take-Home

Year 3 Lesson 15 — Jesus Rose from the Dead

Summary

Bible Passage:

1 Corinthians 16:8-16

Main Point:

Jesus' resurrection is a powerful demonstration of God's love and a proof of His promise to give eternal life.

Discuss:

Q: Which group had the job of crucifying Jesus?

A: The Roman soldiers

Q: What was the name of the group of Jewish leaders that wanted Jesus crucified?

A: The Pharisees

Q: What does "disciple" mean?

A: A follower

Q: How much did the stone in front of Jesus' tomb weigh?

A: At least a ton

Explore the Bible

Read: John chapter 20

Imagine you're with Jesus' friends, the disciples, in Jerusalem. They're sad and confused because Jesus, their beloved teacher and friend, has died on the cross. But then, something amazing happens! Jesus comes back to life! He appears to Mary Magdalene, then to the disciples, and finally to many others.

Discuss:

- 1) Jesus' love never dies,
- 2) God keeps His promises;
- 3) We can trust God.

Family Activity

Draw a picture of Jesus' resurrection.

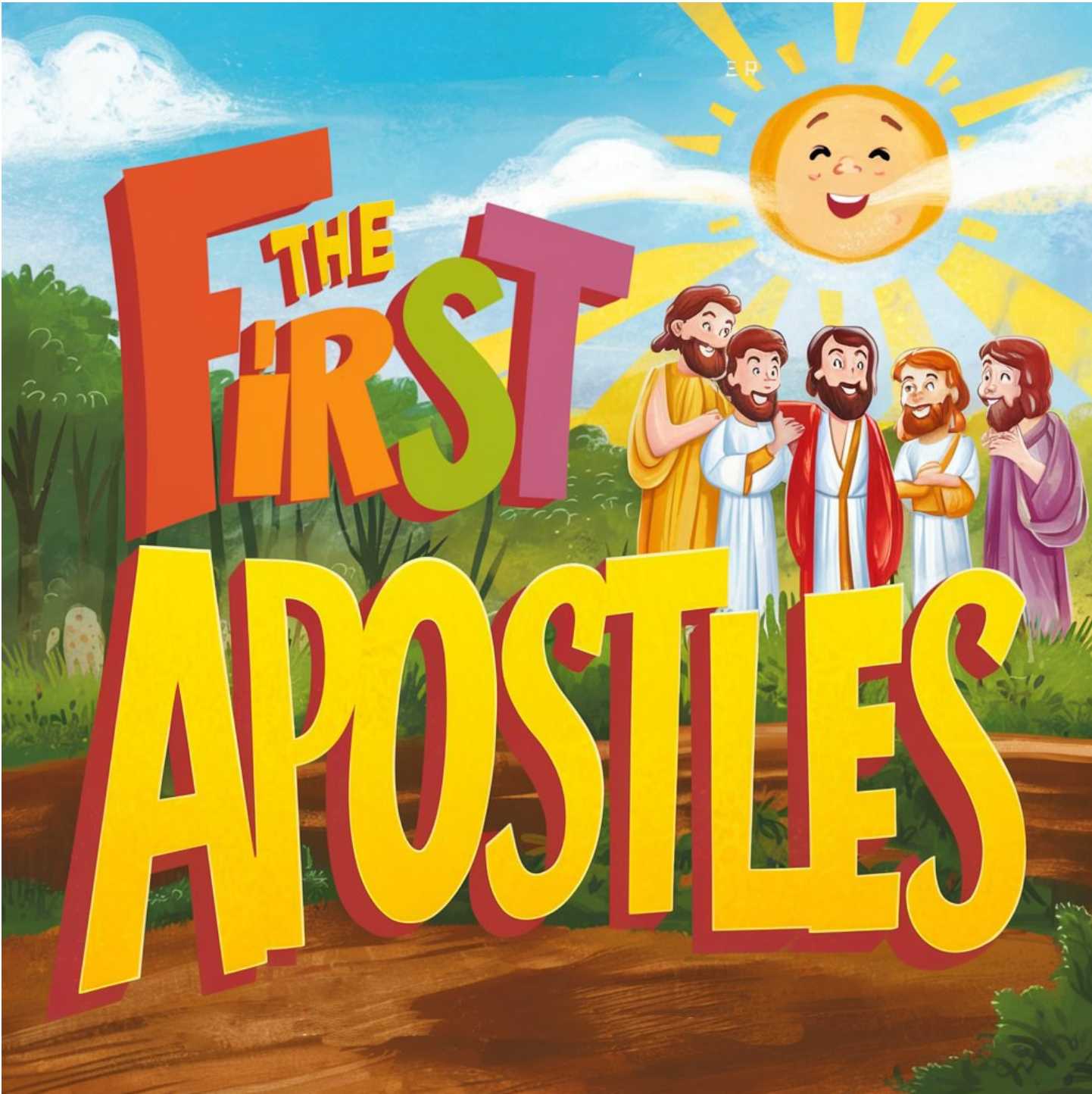
Include symbols like a cross, an empty tomb, and Jesus appearing to his friends.

Write or draw a short message about what Jesus' resurrection means to you.

Apply and Pray

Remember: Jesus' resurrection is a reminder of God's love and power. It's a reason to trust Him and follow Him always.

Prayer: Dear God, thank you for sending Jesus to show us your love and power. Help us remember that you keep your promises and that you want to give us eternal life. Amen.



Quarter 2 — Lesson 16



Year 3—Quarter 2: The Church is God's Idea

The First Apostles

Bible Lesson:

All of the twelve apostles that Jesus chose were eyewitnesses of His life, His miracles, His death, and His resurrection. One of those apostles, John (*not John the Baptist*), wrote the life story of Jesus so we wouldn't be confused about the fact that Jesus is really God.

All the Gospels tell you that Jesus is the Son of God. But John emphasizes that Jesus is the God of the Old Testament, the God who loved you enough to come to earth to be with you and to save you from your sins.

You are a member of a very special group: the church of Jesus Christ. The people in this group care about you. They will support you when

you're down and help you when doing right seems hard. They love you, and you love them. You're family.

The book of Acts tells how this family began and grew. Some people think "church" is just a building where people go to worship. In fact, for nearly 300 years there were no church buildings! The church is (and always has been) people, people who love Jesus and care about each other.

So, as we learned in our game of "Electric Fence": From the first apostles until today, we are all on the same team. We are all in the Kingdom of God.

Power Point

The church is not a building, but a family of believers in Jesus Christ..


Team Builder Game: "Electric Fence"

This is an ideal team building obstacle task. Use two poles and piece of string or rope tied between the poles about 4 feet high from the ground.

The object is for the entire team to get over the "electric fence" (*the string or rope*) without getting "electrocuted" (*touching the rope*). No going under either!

Only one team member can go over at a time, but can be helped by teammates. Other team members can help any way they want, but once a person is over the fence, they must stay over the fence. They may not come back around to help anyone, but they CAN help from the other side. This game requires lots of teamwork and cooperation.

Say: From the first apostles until today, we are all on the same team. We are all in the Kingdom of God.



MEMORY VERSE

Ephesians 2:19, 20
"...you are...God's people and members of God's household, built on the foundation of the apostles and prophets, with Christ himself as the chief cornerstone."



Year 3—Quarter 2: The Church is God's Idea

Drama: The 12 Apostles

Plan:

1. Introduction (5 minutes):

- Ask the children if they know what it means to “follow” someone. Explain that Jesus chose twelve men to follow him and learn from him.
 - Drama Reading:** Have 12 of your students sit in chairs in a semi-circle (*Like the Last Supper*). Leave an empty chair for Jesus. Provide flash cards (*See Supplement*) for each one to read from.
- #### 2. The Call of the Apostles (10 minutes):
- Read** Matthew 4:18-22 and Matthew 9:9. Have the first four apostles: Simon Peter, Andrew, James, and John in your drama stand and read their flash cards.
 - Explain** that Jesus was looking for men who were willing to leave their old lives behind and follow him.
 - Discuss** how Jesus saw something special in these men, even though they were ordinary fishermen and tax collectors.

3, The Rest of the Apostles (10 minutes):

- Let the remaining eight apostles in your drama stand and introduce themselves, using the flash-cards (*supplement page*): Philip, Thomas, Matthew, Bartholomew (Nathanael), James (the less), Simon, Thaddaeus, and Judas. (*If no students want to read for Judas Iscariot, the leader may offer to read it.*)
- Jesus' Instructions** (10 minutes):
 - Read Matthew 10:1-4 to explain that Jesus gave his apostles special jobs to do and special powers to help people.
 - Discuss how Jesus told them to go without food, money, or extra clothing to share the Good News with others.
- Conclusion** (5 minutes):
 - Review the names of the twelve apostles and their unique qualities.
 - Ask the children if they can think of times when they had to make sacrifices or follow someone's instructions, even if it was hard.
 - Remind them that Jesus chose ordinary men to be his apostles, and that we too can follow Jesus and be part of His work.





Year 3—Quarter 2: The Church is God's Idea

12 Apostles Flash Cards

Hello, I'm **Simon Peter**: I was one of Jesus' closest confidants. I was a fisherman and a leader among the apostles. Jesus gave me the nickname "Rock," and the job of leading the early Christian church.

Hello, I'm **Andrew**: Peter's brother. I was also a fisherman and an early follower of Jesus. I was the one who introduced my brother Peter to Jesus and I was known for my enthusiasm and devotion.

Hello, I'm **James, son of Zebedee**: Along with my brother John, I was part of Jesus' inner circle and was referred to as "the Greater" to distinguish me from another apostle named James. I was a fisherman.

Hello, I'm **John**: James' brother. I was another close companion of Jesus and often referred to as "the Beloved Disciple." I wrote the Gospel of John, 1-3 John, and Revelation, and was exiled to the island of Patmos.

Hello, I'm **Philip**: A native of Bethsaida, I was one of the first to follow Jesus and introduced Nathanael to him. I was known for my curiosity and enthusiasm.

Hello, I'm **Bartholomew**: Also known as Nathanael. I was a friend of Philip and was initially skeptical of Jesus before being convinced by Philip's testimony.

Hello, I'm **Thomas**: Known for my doubts and skepticism. I was nicknamed "Doubting Thomas" for my reluctance to believe in Jesus' resurrection without seeing evidence.

Hello, I'm **Matthew**: A tax collector before following Jesus. I was known for my expertise in finance and administration. I wrote the Gospel of Matthew.

Hello, I'm **James, son of Alphaeus**: Little is known about me, but I was often referred to as "James the Less" to distinguish me from James, son of Zebedee.

Hello, I'm **Simon the Zealot**: A member of the Zealot party, which sought to overthrow Roman rule. I was known for my passion and zeal.

Hello, I'm **Judas Iscariot**: Infamous for betraying Jesus for 30 pieces of silver. I am often seen as the embodiment of deceit and treachery.

Hello, I'm **Judas, son of James**: Also known as Jude. I am not the same as Judas Iscariot. I wrote the Epistle of Jude and was known for my devotion to Jesus.

Take-Home

Year 3 Lesson 16 — The First Apostles

Summary

Bible Passages:

Mt. 4:18-22; Mt. 9:9;
Jn. 1:35-50; Mt. 10:1-4

Main Point:

Jesus chose twelve ordinary men to be his apostles and to learn about their unique qualities and roles.

Discuss:

Q: Name one of Jesus' twelve apostles.

A: Peter, John, James, Andrew, Philip, Thomas, Bartholomew, Matthew, James, Simon, Judas, & Judas Iscariot

Q: Did John the Baptist write the Gospel of John?

A: No, it was John the disciple.

Q: How long did the church exist without buildings?

A: 300 years

Explore the Bible

Read: Matthew 4:18-22

Discuss: Use the story of Simon Peter and Andrew to illustrate how Jesus called them to leave their fishing nets and follow him. Discuss how they left their families and jobs to become Jesus' disciples.

Share Jesus' instructions to his apostles (Matthew 10:1-4) and explain how they were to:

- Preach the good news
- Heal the sick
- Cast out demons
- Be fishers of men

Summarize that Jesus chose ordinary people to be his apostles and gave them special jobs to do. Emphasize that we too can follow Jesus and learn from his teachings.

Family Activity

Craft: Create a "Following Jesus" chain or paper plate craft, where children write or draw the names of the apostles and connect them to represent their bond with Jesus.

"Following Jesus" Scavenger Hunt: Create a scavenger hunt where your family has to follow a series of clues, mimicking how Jesus' apostles followed Him throughout His ministry. The clues can be related to Bible stories, such as feeding the 5,000 or healing the sick. This activity encourages kids to think about what it means to follow Jesus and how His apostles responded to His teachings.

Apply and Pray

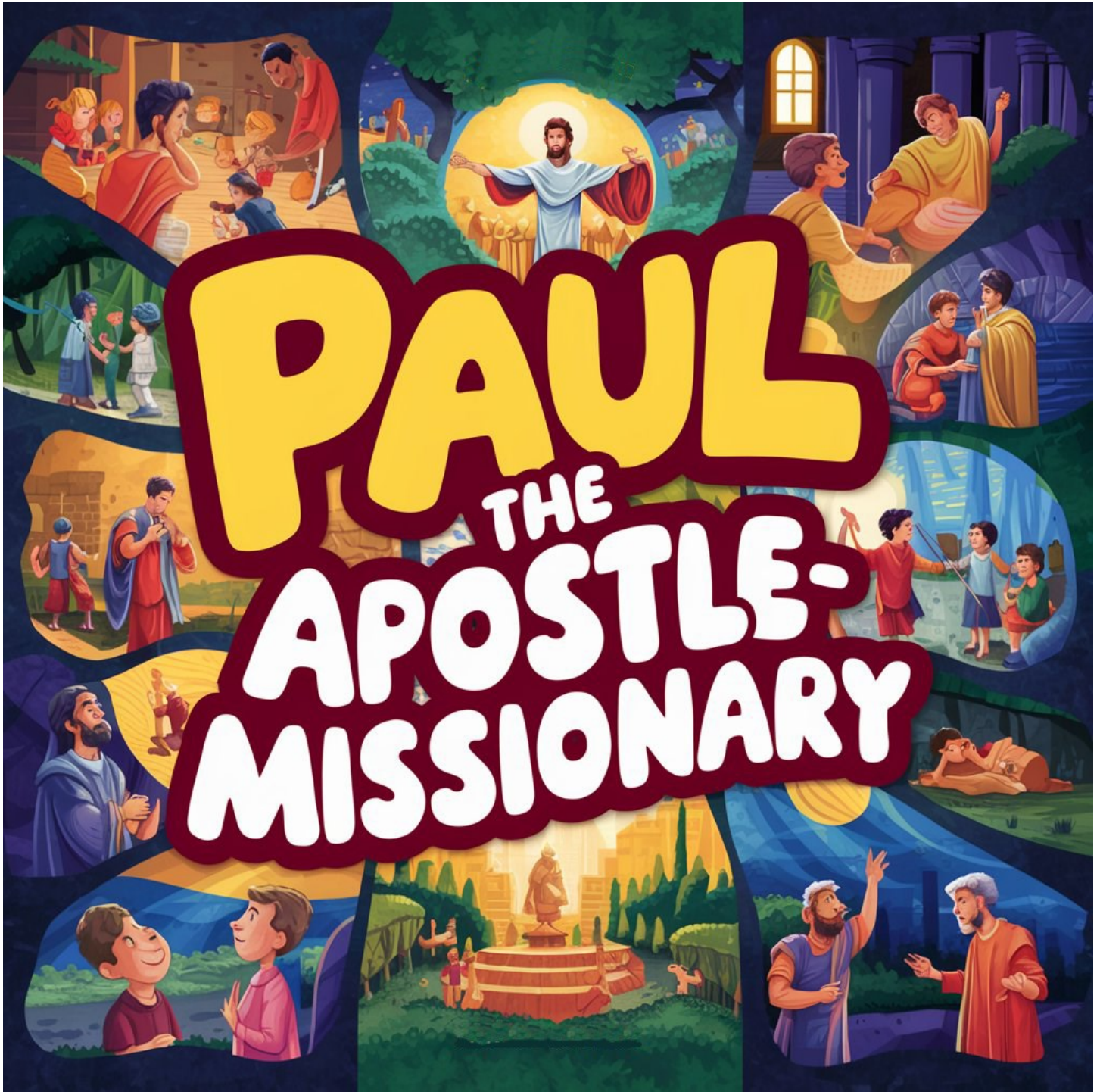
Prayer: Dear Jesus,

Thank you for choosing the twelve apostles to be Your special helpers. Help us to be like them, leaving behind our old ways and following You with all our hearts.

Give us the courage to share Your love with others, just as they did. Help us to be kind and compassionate, and to serve others with joy.

May we be Your hands and feet in the world, just as the apostles were. Use us to bring hope and love to those around us.

We pray this in Your name, Jesus. Amen.



Quarter 2 — Lesson 17



Year 3—Quarter 2: The Church is God's Idea

Paul the Apostle-Missionary

Lesson Introduction

The Apostle Paul has an exciting story and lived a life that was a spiritual adventure. But, did you know that it took a friend believing in him to get him started on that journey? When Paul came to Jerusalem he was more than an outsider. He'd been an enemy, and everyone was suspicious of him. Only Barnabas was willing to risk acting like a friend to Paul, bringing this outsider in. Barnabas brought Paul to his church in a town called Antioch. Believers were first called Christians at Antioch.

Paul went on to be the apostle that God used to bring other "outsiders" into His kingdom: the Gentiles. We played a game of "everybody's it." When the Apostle Paul looked at his world, everyone was "it." Jesus wanted Paul to share his faith with

everyone, even Gentiles.

God warned Paul that he faced prison and hardship in Jerusalem. But he said, "I am going" (Acts 20:22). Paul had confidence, not only that God was sending him, but also that he'd be able to see hard times through. There is only one way to develop that kind of confidence in yourself. **Don't quit!**

So, if you join a soccer team or football team and want to quit after the first set of calisthenics, **don't quit**. If you get a difficult assignment at school, **don't quit**. If you promise to read your Bible the first thing each morning and you are tempted to hit the snooze button and sleep longer, **DON'T QUIT!**

Power Point

God helps us
to see hard
times
through.

Game: "Everyone is It"

This game is like regular tag only everyone is 'it'. Everyone runs around trying to tag everyone else. When you're tagged, you sit down. The object is to be the last person left standing.

After having fun with the game, have everybody be seated and explain to them: *When the Apostle Paul went on his missionary journeys, everybody was "it." Everybody in the world needed to hear about the Gospel of Jesus Christ.*

Say: From the first apostles until today, we are all on the same team. We are all in the Kingdom of God.



MEMORY VERSE

"I can do all this
through him who
gives me
strength."
- Philippians 4:13



Year 3—Quarter 2: The Church is God's Idea

Bible Time: Paul Didn't Quit

Teaching Plan:

1. **Introduction:** Read Acts 16:16-34 & Acts 27:13-33

Say: Imagine being a Christian leader, traveling from place to place, sharing the Good News about Jesus. That's what Apostle Paul did. But it wasn't easy. He faced many dangers, like being beaten, imprisoned, and even shipwrecked! (Acts 16:16-34, Acts 27:13-44)

2. Key Points:

- Paul didn't quit when things got tough. **He kept trusting God and serving Him.**
- God used Paul's experiences to spread the message of Jesus, even in prison (Acts 16:16-34).
- Paul's passion for sharing Jesus didn't

fade, even when people tried to kill him (Acts 9:1-31).

- Paul knew that God was always with him, protecting him and guiding him (Philippians 4:13).

3. Discussion Questions:

- Have you ever faced a difficult situation? How did you feel?
- How did Paul respond to his challenges?
- What can we learn from his example?
- Can you think of times when God helped you in a difficult situation? How did that make you feel?

4. Application:

Just like Paul, we can choose to trust God and serve Him, even when life gets hard. We can remember that God is always with us, protecting and guiding us.

Writing Activity:

“Paul's Prayer of Trust”: Divide your class into small groups and assign each group a scenario from Paul's life (e.g., *being beaten, facing a violent hurricane, or being imprisoned*). Ask them to imagine they are Paul and write a prayer expressing their trust in God and their desire to glorify Him in the midst of hardship. Then, have each group choose one person to share their prayer with the class, highlighting how Paul's faith remained strong even in the toughest situations.

Art Activity:

“Paul's Roadmap to Perseverance”: Create a class mural representing Paul's journeys, highlighting the challenges he faced (e.g., *imprisonment, shipwrecks, persecution*). Use a large map or a long piece of paper and have students add sticky notes or illustrations to represent each ob-

stacle. Then, ask them to draw a line or a path showing how Paul continued to move forward, despite the difficulties. This activity helps your students understand Paul's determination and faith in the face of adversity.



Take-Home

Year 3 Lesson 17 — Paul the Apostle-Missionary

Summary

Bible Passages:

Acts 20:35; Acts 28:1-6

Main Point:

God helps us to see hard times through.

Discuss:

Q: Where were believers first called Christians?

A: In the city of Antioch (Acts 11:26)

Q: What was the name of the first believer to be Paul's friend?

A: Barnabas

Q: When faced with hardship, what was Paul's secret to success?

A: He refused to quit.

Explore the Bible

Read: 2 Corinthians 11:23-30

Share a brief overview of the Apostle Paul's life, highlighting his conversion and subsequent ministry. Emphasize that Paul faced many hardships, including beatings, imprisonments, abandoned by friends and even shipwrecks, but he remained steadfast in his devotion to Christ. In 2 Tim. 4:7 Paul says, "I have fought a good fight, I have finished the race, I have kept the faith."

Ask your children to imagine themselves in Paul's shoes, facing such difficulties. How would they feel? Would they give up or continue serving God? Discuss how Paul's faith in Jesus helped him persevere.

Family Activity

"Paul's Snakes and Shipwrecks": Use a combination of storytelling and craft to engage your family. Tell the story of Paul's shipwreck and the viper's bite (Acts 28:1-6). Then, have your family create their own "snakes" using paper or foam, and attach them to a small boat or a paper plate "shipwreck." This activity helps students visualize the challenges Paul faced and how he trusted God to deliver him from harm.

Apply and Pray

Summarize how Paul's courage in hard times is an inspiration to us. Encourage the children to reflect on their own lives and how they might face challenges. Remind them that, just like Paul, they can trust God to help them through tough times and remain faithful to Him.

Prayer: Lead the children in a prayer, asking God to give them courage and perseverance when facing difficulties, just like the Apostle Paul.



Quarter 2 — Lesson 18



Year 3—Quarter 2: The Church is God's Idea

The Work of the Church (*Win the Lost*)

Lesson Introduction

Have everyone read aloud in unison Matthew 7:7-8. (*prepare an overhead*)

Say: God will help you represent him well—all you have to do is ask him to help you. When you face temptations, ask Jesus to help you resist them. When you are scared or anxious, ask God for courage and peace. When someone treats you badly, ask God to help you love that person.

S.H.O.H.E.E.

I now call to order the first meeting of S.H.O.H.E.E. or Several Habits of Highly Effective Evangelists. Listen as I read Matthew 28:16-20.

Say: Jesus tells us to make disciples, but all of us know how difficult that can be. That's why we need this meeting. Our goal is to learn to effectively share our faith.

First, share with your class "Why We Should Share our Faith." (see *supplement to this Lesson*)

Next, have your class discuss what they would do in the situations listed in "Opportunity Knocks." (see *supplement to this Lesson*)

Close by saying: God loves and values each person, no matter what. We represent God, and he will help us represent him well

Power Point

God helps
you talk about
your faith.

Object Lesson: 100 Dollar Bill

Objects needed: A straight, clean, crisp dollar bill or a \$100 dollar bill (*it has more of an affect with the class*).

Take the dollar and show it to the class. Ask if anyone knows what it is. Then ask how much is it worth? What can I buy with it? (*You will get many different answers. One of my kids said a bicycle [I used a \$100], so I went with that idea. You can choose something from their answers to use.*)

Ok, so I'm going to buy a bike with my 100 dollars. (*Crumble up the money. Make it really wrinkled.*) Then

ask, "Will you still except my money now that it's all wrinkled? well yes."

"Hmm", (*put three small tears around the money.*) Ask, "Will I still be able to buy my bike with this? Yes, I will, (*as you drop the money on the floor and squish it*) say, 'This money has been crumpled up, stepped on, torn and ripped, but its value remains the same. This is the same with God. No matter how torn, ripped or stepped on you are, you are still just as valuable and as precious in his eyes.' "



MEMORY VERSE

"Therefore go and make disciples of all nations, baptizing them in the name of the Father and of the Son and of the Holy Spirit."

- Matthew 28:19



Year 3—Quarter 2: The Church is God's Idea

Why Should We Share Our Faith?

Jesus told us to tell others about him. But why? What are the benefits?

- **Drawing others toward a relationship with God.** Christ came to seek and save what was lost (Lk. 19:10) and we are to do the same.
- **Helping us live as children of God.** As Christians, we are to set an example of Christ for others. When we do, our own faith is made stronger.
- **Building a community of believers.** When several believers embrace a new Christian or a non-Christian, everyone's faith moves to a higher level.

Ten More benefits:

1. Learning to be good role models.
2. Bringing meaning to others' lives.
3. Deepening our personal faith.
4. Studying the Bible
5. Seeing our friend's faith grow.
6. Developing leadership skills.
7. Exploring life's tough questions.
8. Learning to love others.
9. Listening to God.
10. Building friendships.

Opportunity Knocks

Situation 1

In the lunchroom, you hear a group of kids at the next table talking about evolution. You hear one person say, "Only idiots think a god was in charge of creating this place."

Situation 2

A new kid just came to your school. She seems pretty nice, but she's very shy. She's not really an outcast, but it doesn't seem that she has any real friends.

Situation 3

You read in the newspaper about a family whose house burned down. The newspaper quoted the father as saying, "We lost everything. Why did this happen to us?"

Situation 4

A few weeks ago, your best friend got a bad report card and his parents "grounded" him from TV, the phone, and his computer (except for homework). He keeps saying, "Nothing matters anymore."

Take-Home

Year 3 Lesson 18 — The Work of the Church

Summary

Bible Passages:

Mt. 28:19; Lk. 15:1-7

Main Point:

God helps you talk about your faith.

Discuss:

Q: When do we represent God?

A: Everywhere and all the time.

Q: How valuable is a hundred dollar bill after it is wrinkled or torn?

A: Still the same value.

Q: Jesus tells us to ask, seek and knock in what Bible passage?

A: Matthew 7:7-8

Explore the Bible

Read: Luke 15:1-7 (*Parable of the Lost Sheep*)

Explain that Jesus told this story to show how much God loves each person and wants to bring them back to Him.

Discuss:

- Why did the shepherd leave the 99 sheep to find the one that was lost?
- How did the shepherd feel when he found the lost sheep?
- How does this story show God's love for us?

Family Activity

Lost Sheep Craft:

- Give each one a piece of paper and crayons/colored pencils.
- Have them draw a sheep and a shepherd.
- Encourage them to write "God loves everyone" on their drawing.

Apply and Pray

Talk about how the church is like the shepherd, always looking for people who are lost and need to know about Jesus.

Ask your child how they can help in this mission. Ideas might include inviting friends to church, praying for others, or showing kindness.

Prayer: Lead your child in a prayer, asking God to help us share His love with others and bring people to Jesus.



Quarter 2 — Lesson 19



Year 3—Quarter 2: The Church is God's Idea

Encourage One Another

Huddle Groups

(Leader, consider breaking your class into huddle groups at the beginning of your lesson. Have enough play dough for each child to have a lump. See supplement for huddle group assignments.)

After the huddle groups, have everyone come back to their seats and say:

What different kinds of people were mentioned in your groups?

How many of the people who were shapers did some of that shaping through encouragement?

It may be hard to believe, but many kids in your school or neighborhood know next to nothing about the Bible or Christianity. We all need to be ready to tell how Je-

sus has changed our life.

Say: As we are thinking about all of those God has used to shape our lives, the Bible is telling us in our memory verse (*Heb. 10:24*) that we can also be a “shaper” in someone else’s life.

By encouraging others, you can make a difference!

One last thing to remember: *“I can do everything through him who gives me strength.” (Phil. 4:13)*

This verse reminds us that we can never do God’s work in our own strength and ability. However, WITH God’s help kids can really make a difference!

Power Point

By encouraging others you can make a difference.

Skit: “A Higher Calling”

Summary

Two MickeyD's workers talk about their jobs. The problem is their understanding of what their purpose in life is.

(Ham it up, take your time and improvise. How would you feel if you worked at MickeyD's?)

Props

2 stools, 2 MickeyD hats and MickeyD bag and drink.

Set: One worker seated on stool drinking a MickeyD drink. She is wearing a MickeyD hat.

(See lesson supplement for script.)



MEMORY VERSE

“And let us consider how we may spur one another on toward love and good deeds.”
- Hebrews 10:24



Year 3—Quarter 2: The Church is God's Idea

Skit: "A Higher Calling"

By Fred Lane

Summary

Two MickeyD's workers talk about their jobs. The problem is their understanding of what their purpose in life is.

(Ham it up, take your time and improvise. How would you feel if you worked at MickeyD's?)

Props

2 stools, 2 MickeyD hats and MickeyD bag and drink. Set: One worker (W1) seated on stool drinking a MickeyD drink. She is wearing a MickeyD hat.

Script

(Second worker (W2) walks up with bag and cup in hand and sits on second stool...)

W2: Wow. What a night. I think I must have sold a 1000 hamburgers myself!

W1: Yeah...I feel like a french fry myself: deep fried and ready for the bag!

(Both kind of snicker)

W1: I had this one lady that must have changed her order 5 times after I punched it in. You know, how hard can it be? It's not like we've got a hard menu!

W2: You know, I've watched people stand back from the counter and read the menu back and forth, back and forth. I mean, Duh, how many times have you been to MickeyD's?

W1: Yeah...*(pause)*...I dropped a whole tray of cheeseburgers on the floor one time. It was dinner time and everybody was really moving fast, and I turned around with the tray in my hands, and WHAM...Deidre hit the tray...burgers everywhere! Of course, the customers didn't care whether I dropped them or not. They just expected to get their orders just as fast.

W2: Did the manager know about it?

W1: Did the manager know???? Deidre WAS the manager! She acted like I was a complete idiot, dissed me, and sent me out in the parking lot to pick up trash. *(pause)* Actually, she did me a favor *(chuckling)*. I'd rather be in parking lot picking up paper than inside dealing with idiots like her!

(pause and eat or drink a second or two)

W1: You know, I really hate it here. My dad keeps telling me that I'll need to have a job to learn what it's like in the real world. My dad never worked at

MickeyD's, I can tell you! He had it made: he went to work right after high school and has worked the same job ever since. He goes in every day and has a nice desk and a computer and doesn't have anybody bothering him. *(speak in a man's voice, shaking head side to side)* I'd like to 'Super-size' that report, Mr. Harris.

(both laugh)

W2: I agree. It's stinky working here sometimes...

W1: *(cuts W2 off)* SOMETIMES? It stinks all the time! You talk like you're new here, or something.

W2: No way...I've worked here for...*(pause, counting in her head)*...wow, a year and half.

W1: You've worked here a year and half? I've been here 6 months and it feels like 6 years!

W2: Well, I don't plan on staying here...It's just...I've met some really nice people here, too.

W1: *(sarcastically)* Yeah, like who?

W2: Well, *(shrugging shoulders and motioning to W1)*...you, for instance...

(W1 takes a drink and looks at W2 puzzled)

W2: *(continuing)*...and some of the others, too.

W1: Yeah, well,...you know, you're alright, too. But we're all here only because we have to be. As soon as I get my degree, I'm on the job hunt. I want to get a nice, good paying job, so I can get my own place and do the things I want to do.

W2: I want to do that, too. But...*(pause)*... I want my life to count for something. I don't want to just make money and spend it.

W1: Mine will count for something...me!

W2: But don't you want to...I don't know...do something that makes a difference in the way things are?

W1: Sure, but what's the use? I can't change things in the world, and no one cares if I could.

W2: Well, maybe I won't be able to either, but I feel like I have to try...*(pause, looks at watch)*...Hey, we need to get back to work *(starts to get up)*.

W1: *(Sighs)* Yeah, I guess it's time to get back to the grease mine. *(looks at W2, asks sincerely)* Are you serious about this 'making a difference' thing? Do you really feel like you can change things?

(Freeze until room is dark)



Year 3—Quarter 2: The Church is God's Idea

Movers and Shapers

Huddle Group Assignment

(As kids arrive in your group, give each person a lump of play dough.)

Say: Think of the different people who have influenced you in some way. Then mold your lump to show a way that God has used other people to shape your life. For example, you might shape your play dough into a house to show the influence your family has had on you. A play dough basketball could represent the influence of a special coach.

Or maybe you'd rather show how you react to that influential person: Using hard jabs to mold your lump could show how you deal with difficult people, or gentle molding could represent the gentle prodding of someone else. How the final product looks doesn't matter; just be sure you can explain what it means.

As kids finish molding their lump, say: "Take turns explaining what you shaped and what it represents in your life." Then go around your circle and have each person pray for the person on his or her right, thanking God for the "shapers" God has brought into that person's life.

Hebrews 10:24-25

(Have four kids read this passage from the following translations.)

"Let us think about each other and help each other to show love and do good deeds. You should not stay away from the church meetings, as some are doing, but you should meet together and encourage each other. Do this even more as you see the day coming." (New Century Version)

"We should keep on encouraging each other to be thoughtful and to do helpful things. Some people have gotten out of the habit of meeting for worship, but we must not do that. We should keep on encouraging each other, especially since you know that the day of the Lord's coming is getting closer." (Contemporary English Version)

And let us consider how we may spur one another on toward love and good deeds. Let us not give up meeting together, as some are in the habit of doing, but let us encourage one another—and all the more as you see the Day approaching." (NIV)

"In response to all he has done for us, let us outdo each other in being helpful and kind to each other and in doing good. Let us not neglect our church meetings, as some people do, but encourage and warn each other, especially now that the day of his coming back again is drawing near." (The Living Bible)

Take-Home

Year 3 Lesson 19 — Encourage One Another

Summary

Bible Passages:

Mt. 28:19; Lk. 15:1-7

Main Point:

Our words to one another really do matter, and by practicing encouragement we can create a ripple effect of kindness and positivity.

Discuss:

Q: Quote Hebrews 10:24.

A: “And let us consider how we may spur one another on toward love and good deeds.”

Q: Quote Phil. 4:13

A: “I can do everything through Him Who gives me strength.”

Q: What is one way a child can make a difference?

A: By encouraging others.

Explore the Bible

Read: Hebrews 10:24, “And let us consider how we may spur one another on toward love and good deeds.”

Ask: Your family to think about a time when someone’s kind words or actions made them feel happy and encouraged.

Have them share their story and ask the rest of the family to encourage them by listening actively with empathy.

Family Activity

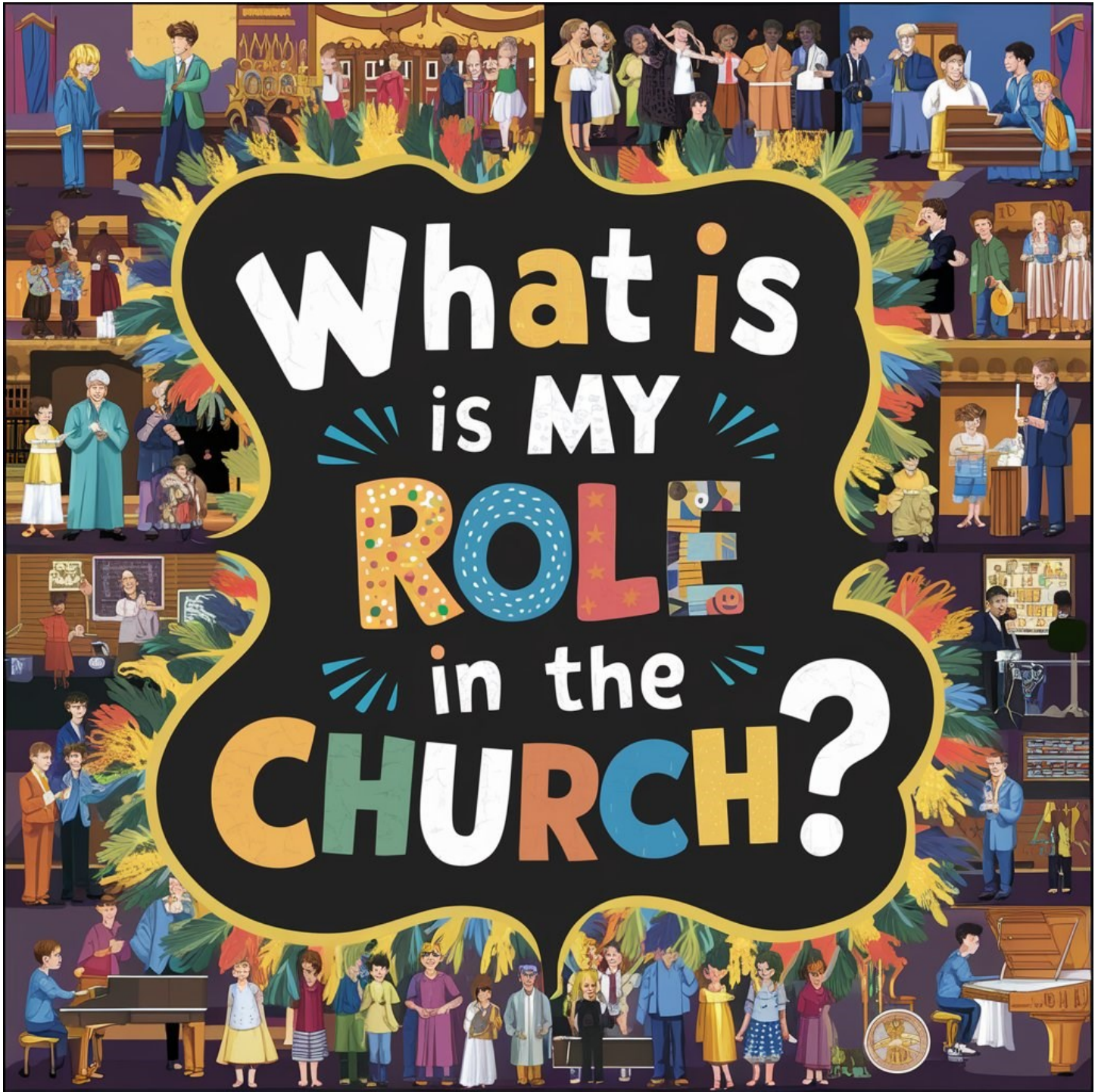
Writing:

- Distribute blank index cards or small pieces of paper to each family member.
- Ask them to write the name of someone on the card, along with a kind message or words of encouragement.
- Emphasize that these messages should be genuine and specific, highlighting something they appreciate or admire about the person.

Apply and Pray

Talk about how encouraging one another is a powerful way to build positive relationships and create a supportive community.

Prayer: Lead your child in a prayer, asking God to help us be encouragers to our friends and family as well as others we meet in our community..



Quarter 2 — Lesson 20



Year 3—Quarter 2: The Church is God's Idea

What is My Role in the Church?

Lesson Introduction:

Ask: Have you ever stubbed your toe? It hurts a lot, right? And sometimes, it makes your whole body feel bad. The Bible says we are like parts of a body. If one part doesn't work well, the whole body feels it.

Let's read: 1 Corinthians 12:12-20 & 26. This will help us understand that we all have important jobs to do in the body of Christ. Instead of worrying about what others are doing, we should focus on doing our part to help everyone.

Ask: How do we know what God wants us to do to help others? Let's talk about it! Remember, we need to grow close to Jesus by praying, reading the Bible, and learning Bible verses.

Let's read Romans 12:3-8. This will help us see that God gives us special talents and strengths.

Now, think about something you are good at and enjoy doing. Share it with us! We will talk about how God can use your talents to help others in the church.

Even if you feel too young, remember that praying and encouraging others are things everyone can do.

Explain: Once we know what God wants us to do, we should work hard and not give up.

Let's read Colossians 3:23-24 and 2 Peter 1:10-11.

Ask: "Why should we work hard?" (*Because we serve Christ, not just other people.*)

Explain that even if our jobs change as we grow up, we should always remember that we do everything for Jesus, not for praise or success.



Power Point

God has given every Christian the ability to fulfill a role and serve within their church.

MEMORY VERSE

"Serve one another humbly in love."
- Galatians 5:13

Activity: Guessing Game

Prepare 20 index cards each with a written occupation, job, or role (*suggestions include: doctor, teacher, pastor, musician, sibling, etc.*). Give the students hints so they can try to guess the content of each card (give harder hints for older students). Students raise

their hands to guess, but are out for the round if they are wrong. The student who correctly guesses each answer receives one point. Whoever has the most points at the end of the game wins! Consider bringing a small prize for the winner.



Year 3—Quarter 2: The Church is God's Idea

Silly Game: Legend in Your Own Time

Photocopy one page for each child. Let them insert their own name for the main character.

Not too many people have heard of **(say your name)**, but soon they will. You just wait and see! For one thing, they can _____

(action word)

_____ better than any person in the **(sports equipment)** world.

And you should see them _____! **(action word)**

They can take their _____ and **(one upper body part)**

_____ very large _____s. **(action word)** **(thing)**

When asked about their favorite food, they said they liked _____

(main dish)

_____ **(method of cooking)**

until it was _____ and _____.

(color)

(texture)

A favorite way to relax in the _____ **(season)**

is to get involved in extreme _____ing. **(hobby)**

When asked what movie star they looked most like, they said _____ **(famous movie animal)**

We know **(say your name)** will become a legend in their own time because they _____ **(action word)**,

they _____, and they have **(action word)**

_____ **(description word)** _____ **(body part)**

They already get paid \$ _____ **(large number)**

per _____ just for _____ **(unit of time)** **(action)**

All we can say is:

This person is a legend in their own time!

Let your class supply the words for the story from the following list. After the words are written in the blanks on each child's page, read their "legend" back to them. Have fun with this.

Word List (*Write one suggestion from the crowd for each*)

Action word:

Sports equipment:

Action word:

Upper body part:

Action word:

Thing:

Main dish:

Method of cooking:

Color:

Texture:

Season:

Hobby:

Famous movie animal:

Action word:

Action word:

Description word:

Body part:

Large number:

Unit of time:

Action word:

Take-Home

Year 3 Lesson 20 — What is My Role in the Church?

Summary

Bible Passages:

Ro. 12:4-6; Gal. 5:13

Main Point:

God has given every Christian the ability to fulfill a role and serve within their church.

Discuss:

Q: Why do you think it's important to help others in church?

Q: Can you share a time when you helped someone at church? How did it make you feel?

Q: How do you think Jesus served others, and how can we follow His example?

Q: What are some jobs or tasks you would like to do to help in church? Why?

Gospel Statement: As faithful stewards of God's grace, we are called to use our unique gifts to serve others in love, not for our own glory, but for the joy of honoring the Lord Jesus Christ, who came not to be served, but to serve and give His life as a ransom for many (Mark 10:45). This Gospel-centered service is not about earning God's favor or proving our worth, but about living out our new identity in Christ, freed from the burdens of self-righteousness and empowered by the Holy Spirit to serve others humbly and joyfully (1 Peter 4:10-11).

Explore the Bible

Say: The Bible says we all have special gifts or talents we can use to serve others.

Read: Romans 12:4-6

Ask: What does the word "serve" mean? (allow answers)

Say: The dictionary says that "serve" has more than twenty meanings! The word "serve" can mean to offer food, to help, to spend time, to work, to give honor, and to be obedient.

Ask: What does this passage say about how we should serve God?

Family Activity

Object Lesson: Rings of Service

Have your family stand around a tub of water (*or wading pool*). Pick up a marble and say: **When we serve God, we serve others around us. Let's say this marble is a person who has chosen to serve God.** Drop the marble in the tub.

Say: See? This one little action affects the whole pool of water. That's just how it is with service. Everything we do as we serve God has an effect on our world.

Apply and Pray

Talk about how each of us has five radiating circles of service: God, family & friends, church family, community, and world.

Prayer: Dear God, as we stand in a circle, we know that you are at the center of our lives. Please be with us as we try to be your willing servants. Help us to remember that every time we serve another person, we're actually serving you! In Jesus' name, amen.



Quarter 2 — Lesson 21



Year 3—Quarter 2: The Church is God's Idea

What Does Foursquare Mean?

The Foursquare Gospel

The Foursquare Gospel comes from the Bible. That means it is based on the Word of God. The name “Foursquare” originated with God as it is used ten times in the Bible:

- Six times in Exodus
- Once in 1 Kings
- Twice in Ezekiel
- Once in Revelation

Four Main Teachings

The four main teachings of the Foursquare Gospel are taught in the entire Bible. The four major phases are:

1. Jesus Christ, the Savior (Ro. 3:23)
2. Jesus Christ, the Baptizer

with the Holy Spirit (Mt. 3:11)

3. Jesus Christ, the Great Physician or Healer (Mt. 8:17)
4. Jesus Christ, the soon Coming King (1 Thess. 4:16)

Four Gospels

The first four books of the New Testament are called the Gospels and each one presents Jesus differently.

- **Luke** presents Christ as the Son of Man.
- **Mark** presents Christ as Healer.
- **John** presents Christ as the Baptizer with the Holy Spirit.
- **Matthew** presents Christ as the King soon to come again.

Power Point

The Foursquare Gospel is: Jesus meets the needs of people for body, soul, and spirit.

Note: Friends from other denominations, teach about YOUR church.

Object Lesson: Foursquare Symbols of Faith

A symbol is something like an object, a picture, or a drawing which we can see, but it reminds us of something wonderful that we cannot see. The four symbols of our faith are: a cross, dove, cup and crown. Each one represents a different part of Jesus' ministry. (prepare an overhead of these four symbols to show class)

Cross = Savior

Dove = Holy Spirit

Cup = Healer

Crown = King

(See the lesson supplement for more material on these symbols.)



MEMORY VERSE

“Jesus Christ the same yesterday and today and forever.”

- Hebrews 13:8



The Foursquare Symbols of Faith

What Do They Mean?

A symbol is something like an object, a picture, or a drawing which we can see, but it reminds us of something wonderful that we cannot see. The four symbols of faith are a cross, dove, cup and crown. Each one represents a different part of Jesus' ministry.



Cross = Savior

The cross is a special symbol that reminds us of **Jesus, our Savior**. It shows that Jesus saved us from the bad things we do, called sins.

The Bible says that the result of sin is death, which means being separated from God forever. But because Jesus died on the cross, we can be close to God and be Christians. So, whenever we see a cross, we should remember that Jesus died for each one of us.



Cup = Healer

The cup is a special symbol that reminds us of **Jesus, the Great Healer**. When Jesus prayed in a garden called Gethsemane, He

asked God if He could avoid the suffering He was about to face. But Jesus also said He would do what God wanted. The "cup" Jesus talked about meant He would take on all our sadness, pain, and sins. Even though Jesus was perfect, He suffered when He was nailed to a cross. He didn't deserve it, but because He loves us so much, He took our punishment. It was very hard and painful, but He did it for you and me.



Dove = Holy Spirit

The **dove** is a special symbol that reminds us of **Jesus and the Holy Spirit**. In the Bible, when Jesus was baptized by John, the Holy Spirit came down on Him like a dove.

A dove is gentle, pure, and can be easily hurt. It is kind and harmless. Doves like to live near people and always find their way back home. They only eat clean seeds and drink clean water.

The Holy Spirit is like a dove. He is gentle, pure, and can be easily hurt. If we tell the Holy Spirit to go away, He will feel sad, not angry. We should ask the Holy Spirit to come and fill us with His love. The Holy Spirit loves to be with God's people. He is kind and loving and will never hurt anyone. The Holy Spirit wants to live in a heart that is clean and free from bad things like hatred and dishonesty.



Crown = King

The symbol of the **crown represents Jesus, the Coming King**. Kings and queens usually wear crowns. When Jesus was on earth He was

crowned, but not with a crown of gold. It was a crown of thorns. But when He comes to earth again, he will come as the King of kings and the Lord of lords. Jesus is more important than any other king in the whole world. On the day when Jesus comes back to earth, everyone will know and will have to admit that Jesus

Take-Home

Year 3 Lesson 21 — What Does Foursquare Mean?

Summary

Bible Passages:

Heb. 13:8; Ro. 3:23;
Mt. 3:11; Mt. 8:17; 1
Thess. 4:16

Main Point:

The Foursquare Gospel is: Jesus meets the needs of people for body, soul, and spirit.

Discuss:

Q: The Foursquare Gospel meets the needs of people for _____, _____, and _____.

A: body, soul, and spirit.

Q: What are the four major doctrines?

A: Jesus Christ, Savior, Baptizer in the Holy Spirit, Healer, and Coming King

Q: Where does the word “Foursquare” come from?

A: The Bible

Note: Friends from other denominations, teach about YOUR church.

Explore the Bible

Read: Hebrews 13:8 “Jesus Christ the same yesterday and today and forever.”

Explain: Imagine your favorite toy or a special friend who is always there for you, no matter what. Jesus is like that, but even better! He never changes. He loved us yesterday, He loves us today, and He will love us forever. Just like how the sun always rises every morning, Jesus is always the same and always with us.

Family Activity

Craft Project:

Provide your family with paper plates, cardstock, or any paper. Also have markers, crayons, or water colors.

Print out a copy of the Foursquare symbols page (supplement) for each child.



(Note: For families from other denominations, please use symbols from YOUR church.)

After the children decorate their symbols, consider having them write under each one how they symbolize Jesus.

Apply and Pray

Talk about how you chose your church for your family to attend.

Prayer: Lead your child in a prayer, asking God to bless your family and your church family.





YOU HAVE A
GIFT
TO
GIVE!



Quarter 2 — Lesson 22



Year 3—Quarter 2: The Church is God's Idea

You Have a Gift to Give

Lesson Introduction

Tell (or read) the following story: There is a story of a kingdom where three servants are each granted one wish. The gardener, knowing that the king loved roses, wished that all the gardens in the land would only grow roses from then on. The baker, knowing that the king loved bread, wished that all the ovens in the land would only bake bread from then on. The head teacher, who knew that the king loved education, wished that the children would only be allowed to attend school or do homework in the land from then on.

Ask the class: What is going to happen in this kingdom?

After some discussion, tell your students that you want them to listen as somebody **reads 1 Peter 4:10-11**.

Ask: What does this Scripture say about what we should do with our gifts? Why do you think it's so important for us to use our gifts?

Say: God gives us gifts so we can use them to serve others and build up the church. Our gifts are worthless if they go unused. You have a gift to give, and you can start using it right now.

Huddle Groups: Four "committees" will be needed. (See lesson supplement for details.)

Power Point

God gives us gifts so we can use them to serve others.

Activity: Invisible Phone Booth

Procedure:

Using masking tape, make several squares on the floor (about two feet square). Form groups of no more than ten. Have groups each try to fit as many people as they can inside the square they have been given without anyone touching the floor outside of the square.

Allow several tries, and applaud the group that gets the most people inside its square.

Then ask:

How easy was it to get everyone into the square?

How did you work together?

Say: In this activity, you really had to work together as a team. The people in God's church also need to work together to accomplish his will in the world. Today we're going to discover how spiritual gifts can affect the church and learn ways we can put our gifts into action.



MEMORY VERSE

"God has given each of you a gift from His great variety of spiritual gift. Use them well to serve one another."

- 1 Pet. 4:10



Year 3—Quarter 2: The Church is God's Idea

Huddle Groups: Four Committees

Evangelism Committee

1. Read Acts 8:26-40.
2. Discuss these questions:
 - What does “evangelize” mean?
 - How can we use it to build up the church?
3. **Situation:** Pretend our church hasn't had anyone new join in ten years.
 - What can we do to change this situation?
4. Draw a picture of what you would do.

Faith Committee

1. Read Hebrews 11:1-6.
2. Discuss these questions:
 - What does “have faith” mean?
 - How can we use faith to build up the church?
3. **Situation:** Pretend people in our church are beginning to doubt whether God really cares at all.
 - What can we do to change this situation?
4. Draw a picture of what you would do.

Service Committee

1. Read James 2:14-17.
2. Discuss these questions:
 - What does “serving” mean?
 - How can we use it to build up the church?
3. **Situation:** Pretend that no one in our church has remembered to visit the sick for six months.
 - What can we do to change this situation?
4. Draw a picture of what you would do.

Teaching Committee

1. Read Acts 18:24-28.
2. Discuss these questions:
 - What does “teaching” mean?
 - How can we use it to build up the church?
3. **Situation:** Pretend that the Bible confuses people in our church and on Sundays they read the comics in the newspaper, but not the Bible.
 - What can we do to change this situation?
4. Draw a picture of what you would do.

Take-Home

Year 3 Lesson 22 — You Have a Gift to Give

Summary

Bible Passages:

1 Pet. 4:10-11

Main Point:

God gives us gifts so we can use them to serve others.

Discuss:

Q: What is a gift from God, and can you name one gift you think you have?

Q: How can you use your gift to help someone in your family or community?

Q: Why do you think God give us different gifts?

Q: Can you share a time when you used your gift to help someone? How did that make you feel?

Explore the Bible

Read: 1 Peter 4:10 *“Each of you should use whatever gift you have received to serve others, as faithful stewards of God’s grace in its various forms.”*

Kid Version: *“God has given each of you a special gift. Use your gifts to help others and show God’s love.”*

Talk with their children about their gifts and find ways to use them at home and in the community.

Family Activity

Discussion: Talk about different gifts people might have, like being good at drawing, singing, helping others, or being a good friend.

Art Project:

Have your child draw a picture of themselves using their gift to help someone. For example, if your child is good at drawing, they could draw a picture of themselves making a card for a friend.

Activity:

- Give your child a piece of paper and ask them to write or draw one gift they think they have.
- Discuss how their gift can be used to help others.

Apply and Pray

Remind your child God gives us gifts so we can use them to serve others.

Prayer: Lead your child in a prayer thanking God for our unique gifts and asking for His help in using them to serve others.

Sometimes
Christians
= disagree =



Quarter 2 — Lesson 23



Year 3—Quarter 2: The Church is God's Idea

Sometimes Christians Disagree

Introduction: Discussion

Q: What is the difference between a **disagreement** and a **conflict**?

A: Disagreement is when two people have different ideas or opinions but they talk about it calmly.

A: Conflict is when a disagreement turns into an argument or fight, and people get upset or angry.

Q: What is the difference between **reconciliation** and **resolution**?

A: Reconciliation is when people make up and become friends again after a disagreement or conflict.

A: Resolution is when people find a solution to a problem or disagreement.

Q: What is the difference between **being peaceful** and **being a peacemaker**?

A: Being peaceful is staying calm and not causing trouble.

A: Being a peacemaker is helping others stop fighting and get along.

Next we are going to break up into three huddle groups: 1st graders, 2nd graders, and 3rd & 4th graders. Each group will have a scenario to read.

Power Point

When Christians disagree they should work through conflict.

Opening Skit: The Big Fight

Before the meeting, ask two students to stage an argument.

After everyone has arrived, give the two actors you talked to beforehand the signal to begin their argument.

After they have argued for about a minute, say: Break it up. Please calm down and sit in your chairs.

Ask the group: How does it make you feel when others argue? Have you ever been in a conflict like this? If so, what happened?

Today we are going to look at the feelings surrounding conflict and discuss ways to deal with it.



MEMORY VERSE

“If your brother sins against you, go and show him his fault, just between the two of you. If he listens to you, you have won your brother over.”
- Matthew 18:15



Year 3—Quarter 2: The Church is God's Idea

Huddle Groups: Conflict Scenarios

Conflict Scenarios

(Group Leader Role)

- Identify a couple of kids in your group who are strong leaders.
- Read your group's scenario out loud.
- Allow your two leaders to brainstorm with the group about ideas for a skit and who could play each part.
- Guide them to decide quickly on one plan and begin working on it.
- If a conflict should arise in your group, use it for a "teaching moment" and help the group get back on task.
- Once you have a rough idea of your skit, have the actors go over it once or twice before presenting it to the whole class.

Scenario 2

Second Graders

Brenda is having a hard time in school. There are two girls in her class who never want her to play in their group at recess. She confided in Mark, a boy from her class who lives on her block, about the trouble she is having. The next day at lunch, Mark told another person in the class about what Brenda had said.

Your Assignment: Create a short skit that shows what happens when Brenda and Mark meet after Brenda discovers the he let her secret out.

Give two possible endings:

- Ends peacefully
- Ends in a disagreement

Scenario 1

First Graders

You and your sister are riding with your parents after church. As you are going to a restaurant, your sister begins to hit you with her seat belt. You respond by throwing one of your shoes at her. After a while, the disagreement escalates into both of you throwing punches, pulling hair, and pummeling each other.

Your Assignment: Create a short skit that shows what happens when you and your sister are at the height of your argument.

Give two possible endings:

- Ends peacefully
- Ends in a disagreement

Scenario 3

Third/Fourth Graders

Marcus had studied all evening for the spelling test. During the test, Rick whispered to Marcus to get help on a tough word. Marcus ignored Rick, so Rick whispered again. Mrs. Kirch has a zero-tolerance policy for cheating. After hearing Rick's second whisper, Mrs. Kirch ripped up both Marcus' and Rick's tests.

Your Assignment: Create a short skit that shows what happens when Marcus explains to Mrs. Kirch what happened.

Give two possible endings:

- Ends peacefully
- Ends in a disagreement

Take-Home

Year 3 Lesson 23 — Sometimes Christians Disagree

Summary

Bible Passages:

Num. 12; Ep. 4:26;
Mt. 18:15; Mt. 5:9

Main Point:

When Christians disagree they should work through conflict.

Discuss:

Q: What are the first steps we should take when we have a disagreement with someone?

Q: Why is it important to forgive others when resolving conflicts?

Q: Can you share a time when you had a conflict and how you resolved it?

Q: What did we learn from the Bible story of Miriam, Aaron, and Moses about handling conflicts?

Explore the Bible

Read: Numbers 12 (*The story where Miriam and Aaron were upset with Moses*)

Discuss:

- What did Miriam and Aaron do wrong?
- How did God help resolve the conflict?
- What can we learn from this story about handling our own conflicts?

Give your family possible steps to resolve conflict, such as:
1) Stay Calm; 2) Talk it Out; 3) Seek Help; 4) Forgive.

Family Activity

Peace Poster:

Ask your family to draw a picture that represents peace and write a Bible verse about peace on their poster (e.g., Matthew 5:9).

Object Lesson: Broken Stapler:

- Show the broken stapler (or other item) and ask your family what they think you should do to fix it.
- Try a few methods (e.g., hitting it, shaking it) that don't work, then finally fix it properly.

Explain that just like fixing the stapler, resolving conflicts requires the right approach and sometimes help from others.

Apply and Pray

Ask your family to share one thing they learned about resolving conflicts.

Prayer: Lead your child in a prayer, asking God to help us be peacemakers in our daily lives.

Additional Resources for Leaders

Understanding Conflict (*From Focus on the Family*)

These Five A's can resolve conflict. (*These simple steps will almost always lead to peace.*)

Children, like adults, can learn to confess their wrongs in a way that demonstrates they are taking full responsibility for their part in a conflict.

- **Admit what you did wrong.** Include both wrong desires and bad choices.
- **Apologize for how your choice affected the other person.** Express the sorrow you feel.
- **Accept the consequences for your wrongdoing** without argument or excuses.
 - Ask for forgiveness.
- **Alter your choice in the future.** Think over and plan how you are going to act differently next time.

Notes on Being a Peacemaker:

Escape Responses: These responses are used to get away from a conflict instead of trying to resolve it. They delay healing.

- Denial – Pretending that a conflict does not exist or refusing to do what we can to work it out
- Blame Game – Blaming others for the problem, pretending we did nothing wrong, covering up what we did, lying
- Run Away – Prolonging the problem by running away from the other person

Attack Responses: These are wrong attempts to win a fight rather than resolve it. They damage a relationship further rather than repairing it.

- Put Downs – Attacking others with harsh and cruel words, stirring up anger in others
- Gossip – Talking about others behind their backs
- Fight – Using physical force to get our way

Work-It-Out Responses: These are the only good ways to respond to a conflict.

- Overlook an Offense – Dealing with an offense yourself by simply deciding to forgive a wrong
- Talk-It-Out – Going directly to the other person to talk out your disagreements
- Get Help – Asking a parent or teacher to help you decide how to handle the conflict you are involved in

Why conflict is an opportunity: By handling it right, we get a chance to glorify God, serve others and become better people.

Conflict is not necessarily bad or destructive. Even when conflict is caused by wrong-doing and causes a great deal of stress, it can lead to good. You can use conflict to:

- **Glorify God** (by trusting, obeying, and imitating him)
- **Serve other people** (by helping to bear their burdens or by confronting them in love)
- **Grow to be like Christ** (by confessing wrong and turning from attitudes that promote conflict)



Quarter 2 — Lesson 24



Year 3—Quarter 2: The Church is God's Idea

Secrets of Serving

Lesson Introduction

Jesus told us to be treasure hunters. In **Matthew 6:19-34** he exalts spiritual “treasure.” Then, in **Matthew 13:1-9, 18-23** he explains the story of the seed and the four soils. We want to discover that rather than investing our time in pursuits that eventually fade away, we can commit our lives to God and invest in something eternal.

(Prepare a week ahead of time by cutting a sponge into the shape of a heart. Flatten it out by letting it dry under something very heavy.)

Show the dried sponge and ask: How is this dried sponge like somebody's real heart? How might busyness make a person's heart hard?

Now dip the sponge into water.

Say: Sometimes when we allow our lives to become so busy that we have no time to reflect or relax, our hearts become hard like this sponge. **Ask:** How was the way the sponge changed like the way God can change our hearts when we commit to him?

Yes, God can soften our hearts, and when he does, we can grow spiritually. Jesus used a story about four soils to represent different people's relationship to God. We are going to break up into our **huddle groups** for you to explore Jesus' story. See what you can discover in your group and we'll all report back in a few minutes.

(See the lesson supplement for huddle group discussion questions.)

Power Point

With God's help, we can all improve our serve.

Treasure Hunt: Hidden Secrets

In this unique treasure hunt, your class will follow clues that lead them to discover ways to serve. Divide the class up into four teams. Give them creative names. For example, you could name each one a color, such as, red team. And then, you COULD use “Spies,” “Detectives,” “Investigators,” and “Agents.” Plant “clues” around the room. The clues for each team should be on their own color of paper. Lead each group to discover such things as: board needs cleaning, overheads need alphabetizing, floor needs vacuuming, or art table needs rearranging. Summarize with a discussion of ways we all can serve that show God's love to others



MEMORY VERSE

Matthew 13:23 “But the one who received the seed that fell on good soil is the man who hears the word and understands it. He produces a crop, yielding a hundred, sixty, or thirty times what was sown.”



Secrets of Serving

Huddle Group Discussion Questions

“The Hard Ground”

(Matthew 13:1-4)

1. What does Jesus say the hard ground represents (Verse 19)? What eventually happened to the seed?
2. Read these Bible passages about people who fit into this category: Pharaoh (Exodus 10:24-29) and King Agrippa (Acts 26:24-28)
3. Based on these passages, what are three qualities of this type of person?
4. How might living a busy life contribute to someone being like hard ground?
5. Do you know anyone who fits this description? Have you ever fit it? When?

“The Thorny Ground”

(Matthew 13:1-4)

1. What does Jesus say the thorny ground represents (Verse 22)? What eventually happened to the seed?
2. Read these Bible passages about people who fit into this category: King Solomon (1 Kings 10:23-25) and the rich man (Luke 18:18-25)
3. Based on these passages, what are three qualities of this type of person?
4. How might living a busy life contribute to someone being like thorny ground?
5. Do you know anyone who fits this description? Have you ever fit it? When?

“The Rocky Ground”

(Matthew 13:5-6)

1. What does Jesus say the rocky ground represents? (Verses 20-21) What eventually happened to the seed?
2. Read these Bible passages about people who fit into this category: King Saul (1 Samuel 15:17-23) and Judas Iscariot (Luke 22:1-6).
3. Based on these passages, what are three qualities of this type of person?
4. How might living a busy life contribute to someone being like rocky ground?
5. Do you know anyone who fits this description? Have you ever fit it? When?

“The Good Ground”

(Matthew 13:8)

1. What does Jesus say the good ground represents (Verse 23)? What eventually happened to the seed?
2. Read these Bible passages about people who fit into this category: Daniel (Daniel 6:1-5) and Joseph (Genesis 39:21-23)
3. Based on these passages, what are three qualities of this type of person?
4. How might living a busy life contribute to someone being like good ground?
5. Do you know anyone who fits this description? Have you ever fit it? When?

Take-Home

Year 3 Lesson 24 — Secrets of Serving

Summary

Bible Passages:

Mt. 13:1-23

Main Point:

With God's help, we can all improve our serve.

Discuss:

Q: Jesus told a story about four soils. Name the four types of soil.

A: The path, rocky places, among thorns, good soil.

Q: How much fruit did Jesus say the good soil produced?

A: 100, 60, or 30 times as much.

Q: In Jesus' story, what does the seed stand for?

A: God's Word (The message about the Kingdom)

Explore the Bible

Read: Matthew 13:1-23 (*The Parable of the Four Soils*)

Explain that Jesus that Jesus often taught people using stories called parables, which have special meanings.

Discuss: Ask your family if they have ever planted seeds or seen a garden. Discuss what plants need to grow (*good soil, water, sunlight*).

Emphasize: Help your family to understand the importance of serving others with a good heart.

Family Activity

- **Drawing:** Ask your child to draw a picture of themselves serving others. It could be helping a friend, cleaning up, or sharing.
- **Sharing:** Let your child share their drawing and explain how they can be like the good soil by serving others with a good heart.

Apply and Pray

Review: Recap the parable and the different types of soil. Emphasize that we want to be like the good soil, always ready to serve others.

Prayer: End with a simple prayer asking God to help us be like the good soil, always ready to serve and help others.



Quarter 2 — Lesson 25



Year 3—Quarter 2: The Church is God's Idea

Tabernacle (OT Church)

Sacrificial Worship

When you give a gift to someone you love, a family member or a friend, you would like to give them something they like, right? Because you want to make them happy and tell them you love them.

Explain: When we give to God, we also want to bring something that pleases Him. What do you think God like to receive from us? (*allow answers*)

The O.T. Tabernacle was all about worship. Part of the worship was praise and thanksgiving through singing and dancing, but also a big part of the worship in the tabernacle happened through sacrifices.

The Israelites brought animals (*hold a toy lamb*) and different types of food to the tabernacle as offerings and sacrifices to God.

Apply:

Though we do not bring animal sacrifices anymore, part of our praise is still to give to God.

When we come to worship we must always bring thanks to God, and that is the only appropriate way to approach our King. But we can always give other things to God.

Why does God want us to give to Him if He doesn't need it? God is interested in our hearts, and He wants us to love Him more than anything else.

Power Point

God wants
our heart to
be fully His.

Object Lesson: Drink Lemon Juice

Before the session, buy a bottle of pure lemon juice and have two small bathroom cups. To illustrate how the sacrifice that Jesus made was for our benefit, ask for two volunteers who will come up and drink pure lemon juice with no sugar added. If they drink it, they will get a piece of candy, but they have to give the candy to a friend. This will demonstrate how one person's sacrifice benefits someone else.



MEMORY VERSE

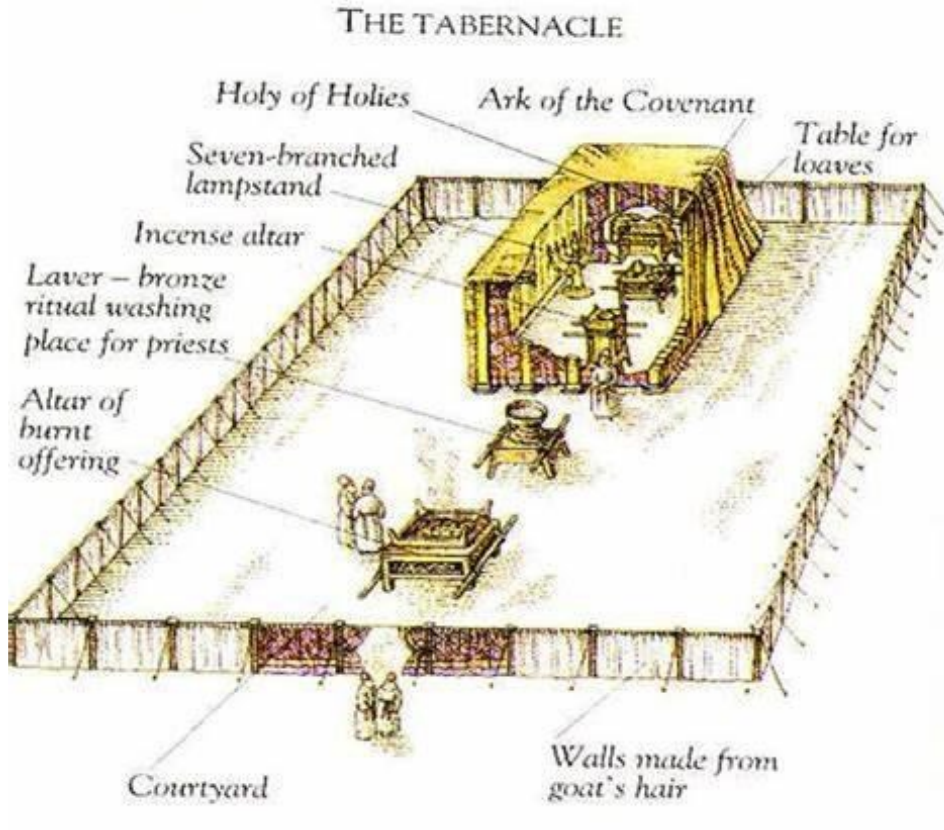
"I will praise you,
Lord my God, with
all my heart; I will
glorify Your name
forever."
- Psalm 86:12



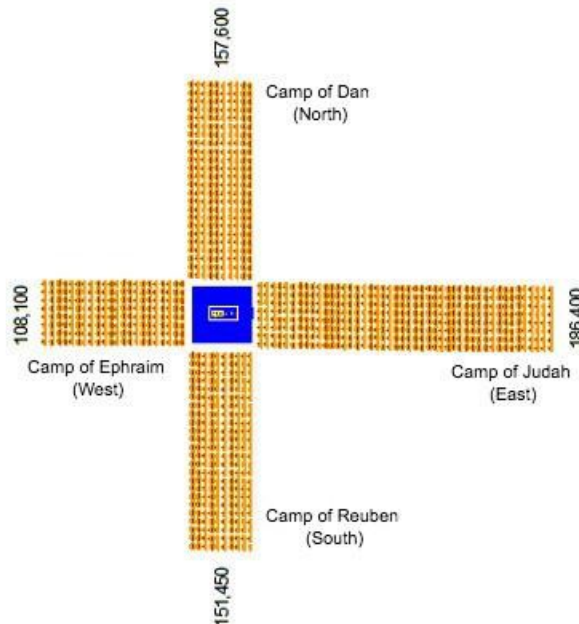
Year 3—Quarter 2: The Church is God's Idea

Tabernacle Illustrations

Use these illustrations as you teach your class about the Tabernacle. The animal sacrifices were symbolic pictures of Jesus' death on the cross.



Explain to your class that the Israelites were instructed by God to camp in tribe groups North, South, East, and West of the Levites (*who camped around the Tabernacle*). This means that an aerial view of their camp would look like a cross.



Take-Home

Year 3 Lesson 25 — Tabernacle (*OT Church*)

Summary

Bible Passages:

Ps. 86:12; Ex. 25-31, 35-40

Main Point:

God wants our heart to be fully His.

Discuss:

Q: Why does God want us to give to Him?

A: He wants our heart to be fully His.

Q: What does giving do to our worship?

A: By action we show that we mean what we say.

Explore the Bible

Parent Read: Exodus 25-31, 35-40 and then summarize for your child, telling them that God gave Moses specific instructions to build the Tabernacle, a special place for worship.

Ask: “Have you ever seen a tent? Explain that the Tabernacle was like a special tent where the Israelites worshiped God.

Discuss: The different parts of the Tabernacle (e.g., the altar, the Holy of Holies) Emphasize that the Tabernacle was a place where God’s presence was with His people. Today, we don’t need a Tabernacle because Jesus made the ultimate sacrifice for us.

Family Activity

Craft:

Make a mini Tabernacle model using paper and craft supplies. (Or play dough) Your family can create different parts of the Tabernacle and assemble them together.

Apply and Pray

Apply: Encourage your family to think of ways they can show their love for God in their daily lives, such as being kind, helping others, and praying.

Prayer: Close with a prayer thanking God for His love and asking Him to help us worship Him in our daily lives.



Quarter 2 — Lesson 26



Year 3—Quarter 2: The Church is God's Idea

Communion (Passover)

Jesus' Idea (Lk. 22:17-20)

Communion is a very important tradition for Christians. Jesus introduced this idea to the disciples right before he went to the cross. They were all sitting down for a meal when Jesus told them a story. He used food and drink from the table to teach the lesson. Jesus picked up some bread and broke it into smaller pieces and said, "This is my body that will be broken for you." Then he picked up the drink and said, "This is my blood that will be spilled for you."

Key Points:

- Communion is when Christians eat bread and drink grape juice at church.
- Jesus invented communion all the way back in the New Testament times.
- In communion, the bread stands for Jesus' body and the drink stands for His blood.
- Communion helps us remember that Jesus is the center of it all.

Power Point

Jesus changed the Passover meal and introduced Communion to help us remember Him.

Have a Communion Service

Before the session, prepare in prayer. *(Ask your pastor if the church allows you to serve communion to the children & ask him to pray for the event)*

Prepare the table: You could serve communion picnic style on a cloth or blanket with the elements in a wicker basket. Serve pita bread on a plate. Have small plastic cups for the juice. *(Ask kids to wash their hands before sitting down.)*

Approach: Serve communion after the regular worship time. Have music playing quietly in the background. Ask a few children to read the communion passage. Lead them in prayer. Break the bread into small pieces and pass it to the children to eat. *(remind them what it stands for)*

Serve the grape juice and pass the cups. *(remind them what it stands for).* Talk about worshiping Jesus.



MEMORY VERSE

"And he took bread, gave thanks and broke it, and gave it to them, saying, 'This is my body given for you; do this in remembrance of me.'"

- Luke 22:19



Year 3—Quarter 2: The Church is God's Idea

Photocopy this page on stiff paper for your class. Cut out the bookmarks and let your students color them and take them home to help remember today's lesson.



Take-Home

Year 3 Lesson 26 — Communion (*Passover*)

Summary

Bible Passage:

Luke 22:7-20

Main Point:

Jesus changed the Passover meal and introduced Communion to help us remember Him.

Discuss:

Q: What is Passover and why did the Jewish people celebrate it?

Q: What did Jesus do differently during the Last Supper compared to the traditional Passover meal?

Q: What do the bread and wine represent in Communion?

Q: Why is it important for us to remember Jesus through Communion?

Explore the Bible

Read: Luke 22:7-20 (*Jesus Introduces Communion*)

Explain that Jesus told this story this story takes place during the Passover, a special meal Jewish people celebrate to remember how God saved them from Egypt (Ex. 12).

Explain that during the Last Supper, Jesus did something new. He took bread and wine and gave them new meanings.

Discuss what the bread and wine mean when we take Communion.

Family Activity

Art: Bookmarks

Copy the supplement page of bookmarks and let your child choose one to decorate. Let them put it in their Bible to remind them of today's lesson.

Drawing Time:

Have your child draw a picture of the Last Supper. Encourage them to include Jesus and His disciples, the bread, and the wine. Let them share their drawing and explain what they learned about Communion.

Apply and Pray

Object Lesson: have a small demonstration with bread and grape juice to show how Communion is taken in church. Explain that this is a special way to remember Jesus and His love for us.

Prayer: Lead your family in a prayer, thanking Jesus for His sacrifice and for giving us Communion to remember Him.