



TABLE OF CONTENTS

Quarter 1: The Holy Bible

Lesson 1 — The Books of the Bible

Lesson 2 — The Way it was Written

Lesson 3 — Absolutely True

Lesson 4 — God's Message to People

Lesson 5 — The Bible: My Sword

Lesson 6 — Our Salvation Depends on It

Lesson 7 — Holy Because God is the Author

Lesson 8 — My Food for a New Life

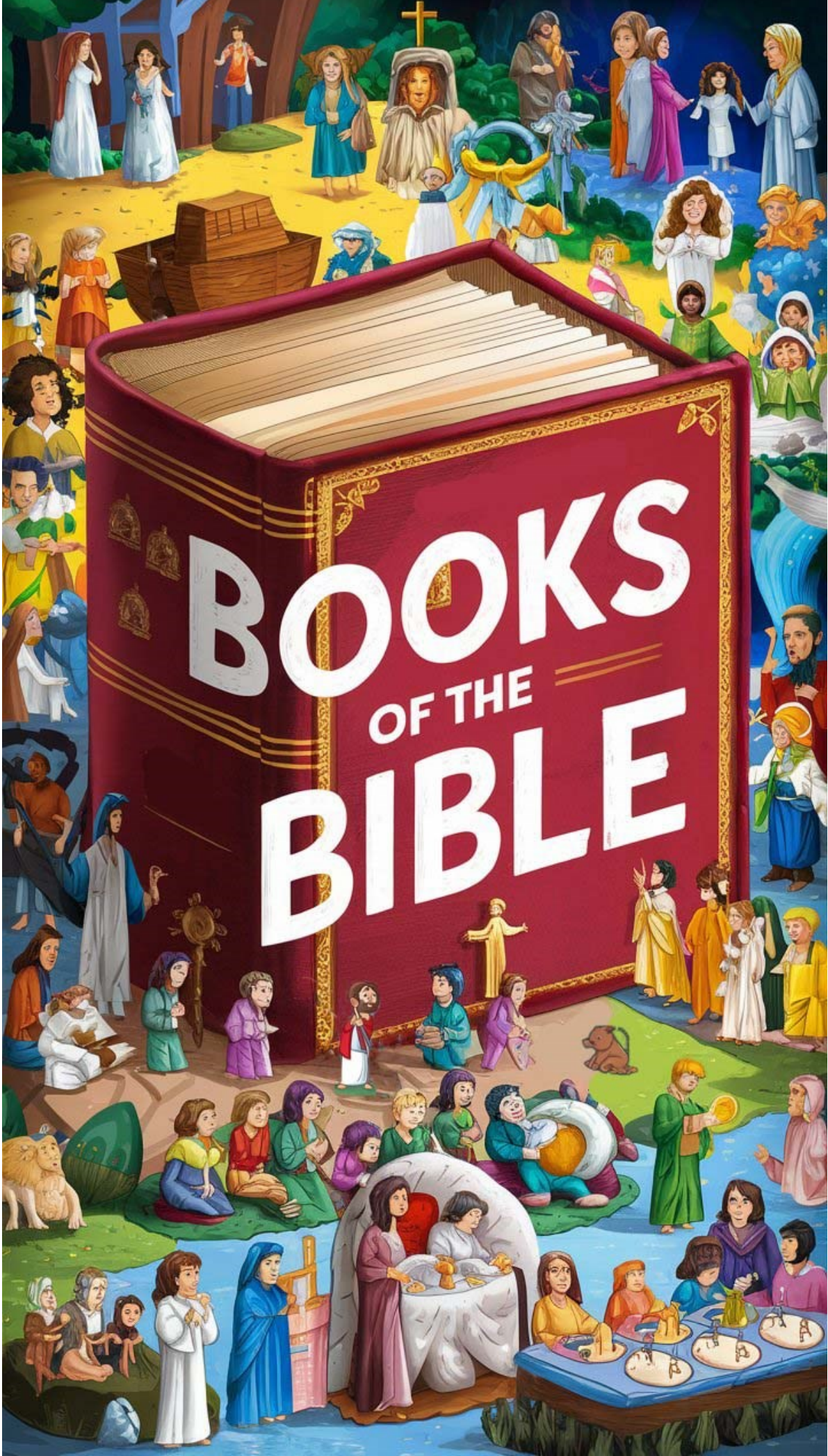
Lesson 9 — My History

Lesson 10 — My Delight

Lesson 11 — The Ten Commandments

Lesson 12 — Meditate

Lesson 13 — Memorize





The Books of the Bible

Anatomy of the Bible

Today we will learn to find our way around in the Bible. There are sixty-six books within the Bible, with 39 books in the Old Testament and 27 in the New Testament. (An easy way to remember these numbers is that $3 \times 9 = 27$ and 3 next to 9 is 39).

There are **four main divisions** of the Old Testament:

- I. Books of Moses (five books)
- II. Books of History (twelve)
- III. Books of Poetry (five)
- IV. Prophetic Books (seventeen) Major Prophets (five) Minor Prophets (twelve)

Blindfold Treasure Hunt

To teach the children how important it is to know their way around in the Bible, play a simple game of hide-and-go-seek. The twist is that one child is blindfolded and the leader gives directions (ie, “hot” or “cold”) to treasures hidden around the room.

Let several children find treasures and then explain how we can find treasures in God’s Word. To not know the books of the Bible is like going on a treasure hunt blindfolded. (Show a Bible with chain & lock around it.) Say, “Let’s unlock our Bibles today.”

The New Testament has **five main divisions**:

- I. Life of Jesus (four)
- II. Book of History (one)
- III. Paul’s Letters (thirteen)
- IV. General Letters (eight)
- V. Book of Prophecy (one)


The main teaching of the Bible is that Jesus Christ is our Savior. In the New Testament we read eye-witness accounts of those who knew Him. There we discover that Jesus claimed to be the revelation of God Himself, the One who shows us what God is like. Jesus is the fulfillment of the Old Testament and the focus of the New.

Power Point

You should know your way in God’s Word.

MEMORY VERSE

This week we are memorizing all of the books of the Bible. You can find them listed in the index of your Bible. Also, bookmarks will be given in class with a list of these books on it.



Year 2—Quarter 1 The Bible

BIBLE BALLOON RACE

In this game, children scramble to win the race and recall specific books of the Bible.

ITEMS NEEDED:

18 Balloons (9 red and 9 blue)

Permanent Marker

Two 6 ft. strings

Books of the Bible Bookmarks

Adult Assistant

PREPARATION:

Before class, print copies of the Bible bookmarks (See supplement page. Note: Four bookmarks will print per page.) The children and leaders should each receive one Bible bookmark. Blow up all 18 balloons* and knot-tie them closed. Do not blow up the balloons to the point of popping; rather, leave some expansion room within, so that the balloons won't pop as easily when the players roll them across the floor.

With permanent marker, print one category below per red balloon. Repeat the process for the blue balloons.

Law (OT)	History (OT)	Poetry (OT)
Major Prophet (OT)	Minor Prophet (OT)	Gospels (NT)
History (NT)	Letters (NT)	Prophecy (NT)

Lay the strings on the floor, across from each other, with a distance of 8'-12' between them. Ask the children to remove their shoes.

**If there will be more than 18 players, categories can be repeated as necessary.*

WHAT YOU WILL DO:

Divide children into two teams, each containing an adult leader. Before starting the game, leaders will hand out the Bible bookmarks and spend several minutes reviewing the books under each category with their team. Teams line up single file behind the first string. The string on the opposite side of the room is the finish line. Tell the children that they will be using just their feet to roll the balloon across the floor towards the finish line.

Leader #1 hands each member of "Team One" a red balloon and Leader #2 hands each member of "Team Two" a blue balloon, in random order. After handing out the balloons, both leaders position

themselves at the finish line. When one leader says, "Bible Balloon Race," the first player from each team sets his or her balloon on the floor and begins to maneuver it towards the finish line. Once a player's balloon crosses the finish line, he or she must show the category printed on the balloon to his or her leader then name one book of the Bible from that category. If the player answers correctly, his or her team receives one point. If the answer is incorrect, no points are awarded. Either way, the next player on the respective team should begin moving his or her balloon to the finish line. If a player accidentally pops a balloon, no points are awarded and the next player on the team begins immediately. If teams are uneven, a child from the team with fewer players will need to play twice.

The team that finishes with the most points wins the game or if both teams have equal points, the first team to finish wins the game.



Year 2—Quarter 1 Bible

Game Ideas:

1. Books of the Bible Flash Cards:

- Create flash cards with the names of the books of the Bible, one book per card.
- Shuffle the cards and have kids arrange them in the correct order.

2. Books of the Bible Song:

- Use a catchy tune to teach the books of the Bible in order.
- There are many songs available that list the books of the Bible chronologically.
- Sing along with the kids to reinforce their memory.

3. Index Card Stack Game:

- Write the names of the books of the Bible on index cards or small pieces of paper (one book per card).

- Mix up the cards and have kids stack them in the correct order.

- Time them to make it more exciting!

4. Bible Bingo:

- Create bingo cards with the names of the books of the Bible.
- Call out the books randomly, and kids mark them off on their cards.
- The first one to get a line (horizontally, vertically, or diagonally) wins!

5. Books of the Bible Puzzle:

- Print out a list of the books of the Bible and cut it into individual pieces.
- Scatter the pieces on a table, and kids have to assemble the puzzle by putting the books in order.

Starboard

Recreate this starboard on a large piece of posterboard and display it in your classroom. Challenge your kids to memorize the books of the Bible up to each book listed. Kids get excited when they are able to stick another star on the chart.

Song

Teach your class the books of the Bible and have fun doing it with “The Books of the Bible Song and Lyrics” by Mary Rice Hopkins on YouTube.

Repeat Games and Songs

You may use games for several weeks. Once you have all the materials prepared and once you and your kids understand all the rules, play it for several weeks.

The same goes for songs that you use. Once you teach the words and motions to the kids, they will enjoy singing them over and over.

Books of the Bible STARBOARD	Memorized To:							
	R	E	D	J	M	R	C	H
U	S	A	O	A	O	O	E	E
T	T	N	N	L	M	L	B	V
H	H	I	A	A	A	O	R	E
	E	E	H	C	N	S	E	L
	R	L		H	S	S	W	A
				I		I	S	T
						A		I
						N		O
						S		N
Name of Child	★	★	★					
Name of Child								
Name of Child	★	★						
Name of Child								
Name of Child	★							
Name of Child								
Name of Child								
Name of Child	★	★	★	★				
Name of Child								
Name of Child	★	★						
Name of Child	★							
Name of Child								





Books of Law

Genesis
Exodus
Leviticus
Numbers
Deuteronomy

Books of History

Joshua
Judges
Ruth
1 & 2 Samuel
1 & 2 Kings
1 & 2 Chronicles
Ezra
Nehemiah
Esther

Books of Poetry

Job
Psalms
Proverbs
Ecclesiastes
Song of Solomon

Major Prophets

Isaiah
Jeremiah
Lamentations
Ezekiel
Daniel

Minor Prophets

Hosea Nahum
Joel Habakkuk
Amos Zephaniah
Obadiah Haggai
Jonah Zechariah
Micah Malachi



Books of Law

Genesis
Exodus
Leviticus
Numbers
Deuteronomy

Books of History

Joshua
Judges
Ruth
1 & 2 Samuel
1 & 2 Kings
1 & 2 Chronicles
Ezra
Nehemiah
Esther

Books of Poetry

Job
Psalms
Proverbs
Ecclesiastes
Song of Solomon

Major Prophets

Isaiah
Jeremiah
Lamentations
Ezekiel
Daniel

Minor Prophets

Hosea Nahum
Joel Habakkuk
Amos Zephaniah
Obadiah Haggai
Jonah Zechariah
Micah Malachi



Books of Law

Genesis
Exodus
Leviticus
Numbers
Deuteronomy

Books of History

Joshua
Judges
Ruth
1 & 2 Samuel
1 & 2 Kings
1 & 2 Chronicles
Ezra
Nehemiah
Esther

Books of Poetry

Job
Psalms
Proverbs
Ecclesiastes
Song of Solomon

Major Prophets

Isaiah
Jeremiah
Lamentations
Ezekiel
Daniel

Minor Prophets

Hosea Nahum
Joel Habakkuk
Amos Zephaniah
Obadiah Haggai
Jonah Zechariah
Micah Malachi



Books of Law

Genesis
Exodus
Leviticus
Numbers
Deuteronomy

Books of History

Joshua
Judges
Ruth
1 & 2 Samuel
1 & 2 Kings
1 & 2 Chronicles
Ezra
Nehemiah
Esther

Books of Poetry

Job
Psalms
Proverbs
Ecclesiastes
Song of Solomon

Major Prophets

Isaiah
Jeremiah
Lamentations
Ezekiel
Daniel

Minor Prophets

Hosea Nahum
Joel Habakkuk
Amos Zephaniah
Obadiah Haggai
Jonah Zechariah
Micah Malachi



Gospels (Life of Jesus)

Matthew
Mark
Luke
John

Book of History

Acts

Letters from Paul

Romans
1 & 2 Corinthians
Galatians
Ephesians
Philippians
Colossians
1 & 2 Thessalonians
1 & 2 Timothy
Titus
Philemon

Other Letters

Hebrews
James
1 & 2 Peter
1, 2 & 3 John
Jude

Prophecy
Revelation

Books in the
Old Testament 39

Books in the
New Testament + 27

Total number of
books in the Bible = 66



Gospels (Life of Jesus)

Matthew
Mark
Luke
John

Book of History

Acts

Letters from Paul

Romans
1 & 2 Corinthians
Galatians
Ephesians
Philippians
Colossians
1 & 2 Thessalonians
1 & 2 Timothy
Titus
Philemon

Other Letters

Hebrews
James
1 & 2 Peter
1, 2 & 3 John
Jude

Prophecy
Revelation

Books in the
Old Testament 39

Books in the
New Testament + 27

Total number of
books in the Bible = 66



Gospels (Life of Jesus)

Matthew
Mark
Luke
John

Book of History

Acts

Letters from Paul

Romans
1 & 2 Corinthians
Galatians
Ephesians
Philippians
Colossians
1 & 2 Thessalonians
1 & 2 Timothy
Titus
Philemon

Other Letters

Hebrews
James
1 & 2 Peter
1, 2 & 3 John
Jude

Prophecy
Revelation

Books in the
Old Testament 39

Books in the
New Testament + 27

Total number of
books in the Bible = 66



Gospels (Life of Jesus)

Matthew
Mark
Luke
John

Book of History

Acts

Letters from Paul

Romans
1 & 2 Corinthians
Galatians
Ephesians
Philippians
Colossians
1 & 2 Thessalonians
1 & 2 Timothy
Titus
Philemon

Other Letters

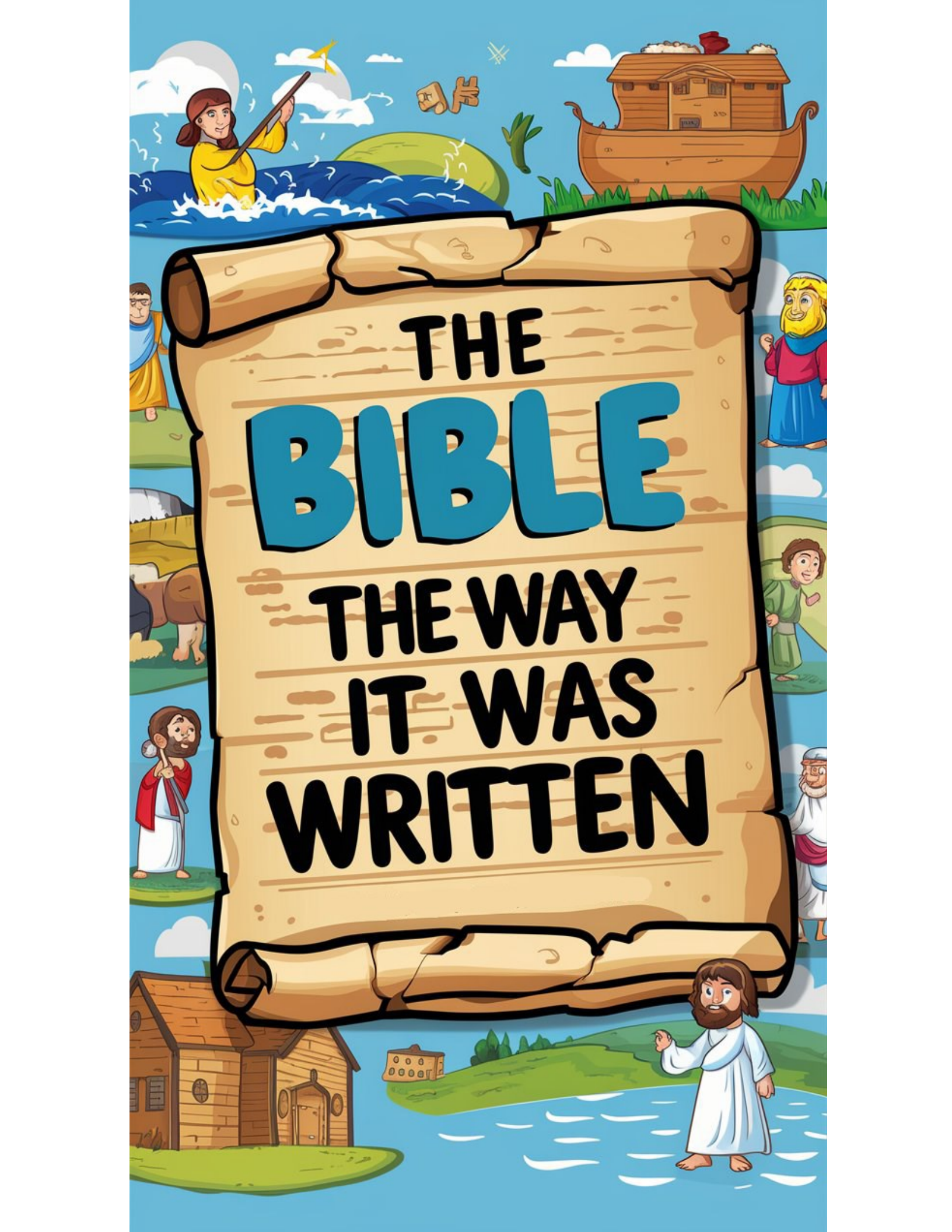
Hebrews
James
1 & 2 Peter
1, 2 & 3 John
Jude

Prophecy
Revelation

Books in the
Old Testament 39

Books in the
New Testament + 27

Total number of
books in the Bible = 66



THE
BIBLE
THE WAY
IT WAS
WRITTEN

The illustration features a large, unrolled scroll in the center with the text. The background is a vibrant collage of biblical scenes: a woman in a yellow dress fishing in a river, Noah's Ark on a hill, a man in a blue robe on a grassy bank, a man in a green robe walking, a man in a red and white robe with a staff, a man in a white robe with a staff, a man in a white robe standing in a river, a wooden house, a small building on a hill, and a man in a white robe standing in a river. The sky is blue with white clouds, and the water is blue with white waves.



The Bible: The Way it Was Written

SCRIPTURE READING AND DISCUSSION (15 minutes)

Introduction:

The Bible is also known as the Word of God. Do you believe the Bible? Why? Has anyone ever told you that they don't believe the Bible?

Many people unfortunately think the Bible is just another long boring book. But of course the Bible is not just another book, it was given to man from God to reveal Jesus Christ as our savior.

From Genesis, the very first book, to Revelation, the last book, the purpose of the Bible is Jesus. In John 5:39 Jesus himself says, "These are the Scriptures that testify about me."

But what can we say to people who just don't believe the Bible is the word of God? Let's look up some scriptures that may help us understand the significance and truth about the Bible.

Help the children find the following verses and have someone read each one. Then discuss each verse.

Verses and Discussion Questions:

2 Timothy 3:16-17

1. Where does all Scripture come

from? (*From God.*)

2. What is Scripture good for? (*Teaching, rebuking, correcting, training and equipping.*)

2 Peter 1:20-21

1. Does Scripture come from the will of man? (*No, from the Will of God.*)

2. Who "inspired" or "carried" men to write the Bible? (*The Holy Spirit.*)

Psalms 12:6

1. Does the Bible contain any mistakes? (*No, it is flawless.*)

2. What does "pure" gold or silver mean? (*Without any impurities.*)

Psalms 119:160

1. How can you respond to someone who says the Bible isn't true? (*All of God's words are true, so the Bible is also true because it is the Word of God.*)

2. Does God ever need to come up with new rules or laws? (*No, His laws are eternal.*)

1 Corinthians 2:14

1. Why is it difficult for some people to understand the Bible? (*Because they do not have the Holy Spirit to guide them.*)

2. How does God reveal the Bible to us? (*By the Holy Spirit.*)

Power Point

God's Word is the best of all books because of the way it was written.

MEMORY VERSE

2 Timothy 3:16, "All Scripture is God-breathed and is useful for teaching, rebuking, correcting and training in righteousness."

The Miracle Journey of the Bible to Us

Four lessons:

1. **God's Big Team of Writers:** Did you know that the Bible was written by over 40 different people? It's like God had His own super team of writers, including shepherds, kings, and fishermen, all working together to write down His amazing words!

2. **The Divine Whisper:** Imagine God whispering into the ears of these writers, telling them exactly what to write. That's how we got the Bible! Just like a coach gives players instructions, God guided the writers to share His love and rules with us.

3. **A Long, Long Time Ago:** The Bible didn't just pop up

in a bookstore; it was written a very long time ago, over thousands of years! It's like a collection of ancient letters and stories that have been carefully passed down from one generation to the next.

4. **The Great Bible Puzzle:** Putting the Bible together was like doing a giant puzzle. Leaders and scholars had to figure out which writings were truly from God. They looked for clues, like if the writing talked about God's love or if it was written by someone who knew Jesus or His friends.

Remember, the Bible is a special treasure that teaches us about God's love and how to live a good life. It's been kept safe and sound for us to read and learn from today!

Year 2—Quarter 1 The Bible

Game: Musical Chair Share

Play Musical Chairs. Remove one chair. When the music stops, the person without a chair must say one true thing about themselves. The difference with this game is that you will remove no more chairs and no one leaves the game. Continue playing with one person each round saying something true about themselves. Play until interest fades.

When the game is over, explain that the Bible is like the game students just played. They told true things about themselves in the game and the Bible is the place where God tells us true things about Himself.

Game: Follow the Leader

The Class Teacher chooses a Leader. Students must follow the Leader in every way, going where they go and doing what they do. Play for a specified amount of time and then choose a new Leader. Play until everyone has had a chance to be Leader or until students lose interest.

After the game, explain that today's lesson is about why we should study the Bible. When we study the Bible, we are learning how to play Follow the Leader. God and Jesus are our Leaders and the Bible tells us everything we need to know to follow Them. The Bible tells us how we can live the way Jesus lived and how we can do the things that God is happy for us to do.

Books of the Bible Memory Project

If you have decided to adopt the Books of the Bible Memory Project for your class, have stars ready for your students to put on the STARBOARD.

Books of the Bible Song


Use the Mary Rice Hopkins song from YouTube to make it fun for your kids to learn the books of the Bible.

Award Certificate/Prizes

Consider giving your students a certificate of completion. (See *template, Lesson 5*)

Other ideas: Offer a prize, give a new Bible, invite them to all say the books of the Bible together on stage in a church service and give them their certificates there.

Books of the Bible STARBOARD	Memorized To:												
	R	E	D	J	M	R	C	H	R	E			
U	S	A	O	A	O	O	E	E					
T	T	N	N	L	M	L	B	V					
H	H	I	A	A	A	O	R	E					
E	E	H	C	N	S	E	L						
R	L	H	S	I	S	W	A						
Name of Child	★	★	★										
Name of Child													
Name of Child	★	★											
Name of Child													
Name of Child													
Name of Child													
Name of Child	★	★	★	★									
Name of Child													
Name of Child	★	★											
Name of Child	★												
Name of Child													




By Mary Rice Hopkins on YouTube

Year 2—Quarter 1 Bible

Craft: Devotion Diaries

If time allows, let children use construction paper, hole punches, ribbon, and craft supplies to make their own Devotion Diaries. Students will tie construction paper into a booklet with ribbon (yarn or string) and then decorate the covers with markers, stickers, or whatever else you have available. Encourage students to take their booklets home and record Bible verses, prayers, and important things they learn about God in them.



Object Lesson: Fictional Children's Book

Show students a popular children's fiction book and ask, Who can tell me who wrote this book?

Now show them the Bible and ask, Who can tell me who wrote this book?

More than 40 people wrote the Bible, people like Moses and King David and Peter and Paul. It is a collection of books, a big book made up of a lot of smaller books. There are 66 books in the Bible. But those 40 different people weren't just making up the Bible from their own ideas, were they? They weren't just making up a story like this fiction book, right?

The people who wrote the Bible were writing true things, things that really happened. And they were writing the things that God gave them the idea to write about.

Look up and read 2 Timothy 3:16-17 (quoted here from the NIV).

“All Scripture is God-breathed and is useful for teaching, rebuking, correcting and training in righteousness, so that the man of God may be thoroughly equipped for every good work.”

What does it mean for the Bible to be God-breathed? It basically means that it comes from God. When the people were writing the Bible, God was talking to them and helping them to know what to write.





Q: How many books are in the Old Testament?

A: 39

Q: How many books are in the New Testament?

A: 27

Q: How many books are in the Bible?

A: 66

Q: What is the first book of the Bible?

A: Genesis

Q: What does "Genesis" mean?

A: Beginning

Q: What is the last book of the Old Testament?

A: Malachi

Q: What is the last book of the Bible?

A: Revelation

Q: Name the Bible song book

A: Psalms



Q: How many books are in the Old Testament?

A: 39

Q: How many books are in the New Testament?

A: 27

Q: How many books are in the Bible?

A: 66

Q: What is the first book of the Bible?

A: Genesis

Q: What does "Genesis" mean?

A: Beginning

Q: What is the last book of the Old Testament?

A: Malachi

Q: What is the last book of the Bible?

A: Revelation

Q: Name the Bible song book

A: Psalms



Q: How many books are in the Old Testament?

A: 39

Q: How many books are in the New Testament?

A: 27

Q: How many books are in the Bible?

A: 66

Q: What is the first book of the Bible?

A: Genesis

Q: What does "Genesis" mean?

A: Beginning

Q: What is the last book of the Old Testament?

A: Malachi

Q: What is the last book of the Bible?

A: Revelation

Q: Name the Bible song book

A: Psalms



Q: How many books are in the Old Testament?

A: 39

Q: How many books are in the New Testament?

A: 27

Q: How many books are in the Bible?

A: 66

Q: What is the first book of the Bible?

A: Genesis

Q: What does "Genesis" mean?

A: Beginning

Q: What is the last book of the Old Testament?

A: Malachi


Q: What is the last book of the Bible?

A: Revelation

Q: Name the Bible song book

A: Psalms

THE
BIBLE
IS ABSOLUTELY
TRUE





The Bible is Absolutely True

Best of All Books

God's Word is the best of all books because it is absolutely true. No other book in the world is so absolutely perfect as the Bible because God is the true author of the Bible and God cannot lie. Titus 1:2 says, *"In hope of eternal life which God, who cannot lie, promised before time began."*

Since God's Word is true, we can put our faith in it. However, we will need to read the Bible constantly and read all of the Bible in order to have a balanced faith. Even people who "know" all about the truth can fall into sin if they have not allowed the truth to take root in their lives.

Fact or Fiction

Get your students out of their chairs and moving by making one side of the room "Fact" and the other side "Fiction." As you read the statements, have them move to the side of the room they think is true..

1. Professional baseball umpires are required to wear black underwear. (*Fact.*)
2. Humans have unique finger prints. Gorillas have unique nose prints. (*Fact.*)
3. The average American eats 46 slices of pizza per year. (*Fact.*)
4. Smoking is the leading cause of house fires in the U.S. (*Fiction, cooking is the leading cause.*)
5. The first music record ever featured a recital of "Mary Had a Little Lamb." (*Fact.*)
6. Velcro was invented in Great Britain. (*Fiction, it was invented in Switzerland.*)
7. The most popular pet name in the U.S. is Smokey. (*Fiction, it is Max.*)

Small Group Talk

Discuss things to look for when reading the Bible

- A promise to believe (Jn. 1:12)
- A command to obey (Jn. 3:7)
- A warning to receive (Jn. 3:18)
- Something about God's way. (Jn. 1:17)

Power Point

God's Word is the best of all books because it is absolutely true.

MEMORY VERSE

John 17:17, "Use the truth to make them holy. Your word is truth."

8. The bat is the only mammal that flies. (*Fact.*)
9. Muslim people are asked to tithe 10% of their income. (*Fiction, 2.5% is the suggested tithe.*)
10. It takes 11 feet of wire to make a Slinky. (*Fiction, it is 63 feet of wire.*)

Say: I don't know how well you did, but I've got a few questions for you:

- How could anyone know whether or not what I asked was true or false? How could you even begin to answer?
- How do you know if I'm right about each of those?
- Is there truth available somewhere out there where you could find out for sure, even if you didn't trust me to tell you the truth?

Well, all of the questions we just went through are relatively unimportant. But today/tonight, we're going to tackle the most important question of all: Is the Bible true?

Discussion Question:

1. Why does it matter if the Bible is true?

Year 2—Quarter 1 The Bible

The Bible is True: So What?

Here are four lessons for you to apply:

1. Be Honest: Just like the Bible tells true stories, you should always tell the truth. It's important to be honest with your friends, family, and teachers.

2. Be Kind: The Bible teaches us to be kind to others. So, try to help your friends when they need it and share your things with them.

3. Listen and Learn: The Bible is full of lessons, and we can learn from them. Pay attention in class and at home when someone is teaching you something new.

4. Be Brave: Many people in the Bible were brave, even when things were hard. You can be brave too, like when you try new things or stand up for what is right.

Remember, these lessons can help you be a good friend and do the right thing, just like the stories in the Bible!

What are the proofs that the Bible is true?

Archaeology proves the Bible is true: Archaeology is like a treasure hunt that finds old things from the Bible times, and these discoveries show us that the stories in the Bible really happened, just like finding pieces to a puzzle that fit perfectly.

Fulfilled Prophecy proves the Bible is true: Prophecy is like a time machine in the Bible that tells us what is going to happen before it does, and when those things happen just like the Bible said, it shows us that the Bible is really special and tells us the truth.

Jesus proves the Bible is true: Jesus affirmed the Old Testament as true and as God's Word. He recognized the entire Old Testament as authoritative, referred to it as Scripture, and never cast doubt on its accounts. He accepted the historical events and the people mentioned in it as real and true. Jesus also referred to the Old Testament as "the commandment of God" and "the Word of God," showing His complete acceptance of it.

Bible History proves the Bible is true: Just like a history book, the Bible has stories about real places and people that we can learn about from other history books and ancient writings.

The Bible's Consistency proves it is true: The Bible is a big book written by many people over a long time, but all its stories fit together like pieces in a puzzle, which is really amazing.

The Point: The Bible is not just another storybook, but a special book that tells true stories about God and people.

Books of the Bible Memory Project

If you have decided to adopt the Books of the Bible Memory Project for your class, have stars ready for your students to put on the STARBOARD.

Books of the Bible Song


Use the Mary Rice Hopkins song from YouTube to make it fun for your kids to learn the books of the Bible.

Award Certificate/Prizes

Consider giving your students a certificate of completion. (See *template, Lesson 5*)

Other ideas: Offer a prize, give a new Bible, invite them to all say the books of the Bible together on stage in a church service and give them their certificates there.

Books of the Bible	Memorized To:											
	R	E	D	J	M	R	C	H	R			
STARBOARD	U	S	A	O	A	O	O	E	E			
	T	T	N	N	L	M	L	B	V			
	H	H	I	A	A	A	O	R	E			
	E	E	H	C	N	S	E	L				
	R	L	H	S	S	W	A					
					I		I	S	T			
							A	S	I			
							N		O			
							S		N			
Name of Child	★	★	★									
Name of Child												
Name of Child	★	★										
Name of Child	★											
Name of Child												
Name of Child	★	★	★	★								
Name of Child												
Name of Child	★	★										
Name of Child	★											
Name of Child												



By Mary Rice Hopkins on YouTube

BOOKS OF THE BIBLE

OLD TESTAMENT

- LAW -

GENESIS
EXODUS
LEVITICUS
NUMBERS
DEUTERONOMY

- HISTORY -

JOSHUA
JUDGES
RUTH
1 SAMUEL
2 SAMUEL
1 KINGS
2 KINGS
1 CHRONICLES
2 CHRONICLES
EZRA
NEHEMIAH
ESTHER

- POETRY & WISDOM -

JOB

PSALMS
PROVERBS
ECCLESIASTES
SONG OF SOLOMON

- MAJOR PROPHETS -

ISAIAH
JEREMIAH
LAMENTATIONS
EZEKIEL
DANIEL

- MINOR PROPHETS -

HOSEA
JOEL
AMOS
OBADIAH
JONAH
MICAH
NAHUM

HABAKKUK
ZEPHANIAH
HAGGAI
ZECHARIAH
MALACHI

NEW TESTAMENT

- GOSPEL -

MATTHEW
MARK
LUKE
JOHN

- HISTORY -

ACTS
- LETTERS OF PAUL -
ROMANS
1 CORINTHIANS
2 CORINTHIANS
GALATIANS
EPHESIANS
PHILIPPIANS

COLOSSIANS

1 THESSALONIANS
2 THESSALONIANS

1 TIMOTHY
2 TIMOTHY

TITUS
PHILEMON

- GENERAL LETTERS -

HEBREWS
JAMES
1 PETER
2 PETER

1 JOHN
2 JOHN
3 JOHN

JUDE

- PROPHECY -

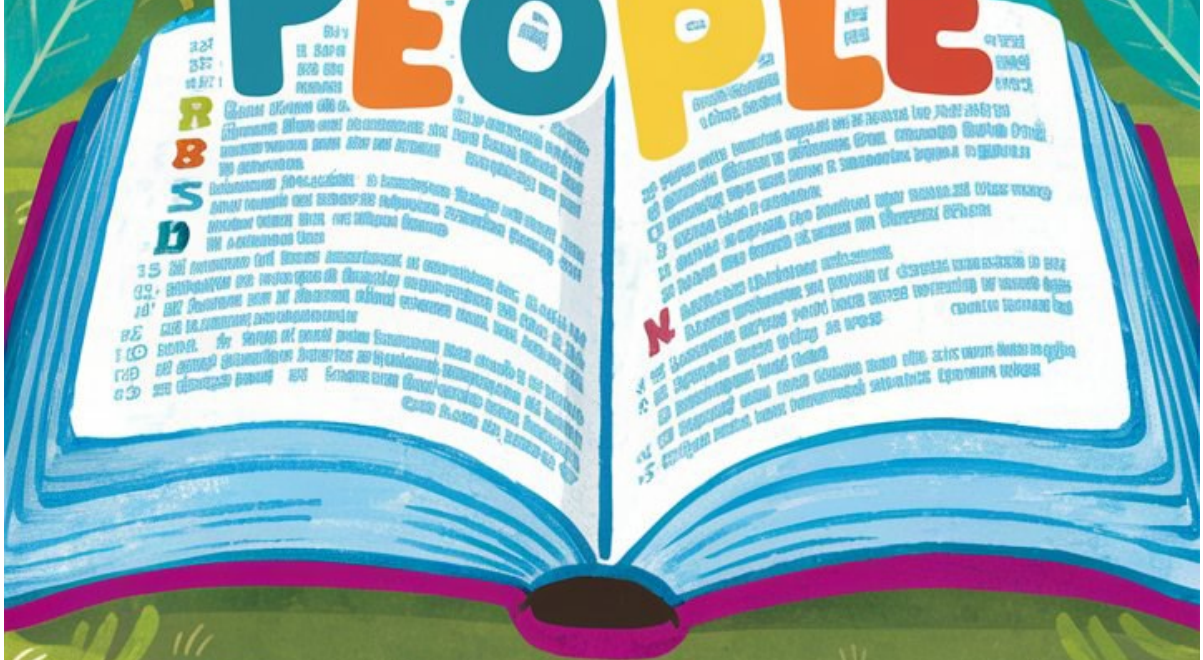
REVELATION

"God has breathed life into all Scripture. It is useful for teaching us what is true. It is useful for correcting our mistakes. It is useful for making our lives whole again. It is useful for training us to do what is right."

-2 Timothy 3:16 (NIRV)



The BIBLE: God's MESSAGE to PEOPLE





The Bible: God’s Message to People

Best of All Books

The Holy Bible, God’s Word, is the best of all books because **it is God’s message to people**; you and me and everyone we know. God has chosen to make His message known in His written Word.

The one main teaching of the Bible is that Jesus Christ is our Savior. As a Christian I want to follow Jesus Christ: do what He says and go where He leads.

Jesus intended for us to have a book with His teachings. One of His top priorities was to choose and train His apostles

who were to preserve and pass on His teaching. Jesus sent the Holy Spirit to “guide them into all truth.” (Jn. 16:13)

“The Bible tells us that God is amazing and kind, and He has a special plan to fix things between Him and all people through Jesus. God wants us to be a part of His big, happy family forever.”

God’s Message

Here’s a summary of the main points of God’s Message to people:

1. **God Loves Us:** God made the whole world and everything in it. He made us too and loves us very much.
2. **People Disobey:** Sometimes, people choose not to listen to God and do things their own way. This makes God sad.
3. **Jesus is King:** God sent His son, Jesus, to show us how to live and to be our King.
4. **Jesus Died for Us:** Even though we make mistakes, Jesus loves us so much that He died to take away all the wrong things we have done.
5. **Jesus Rose Again:** After dying, Jesus came back to life! This shows that He is stronger than anything, even death.
6. **We Can Say Yes to Jesus:** We can choose to follow Jesus and let Him be the King of our lives.

There are only two ways to live:

The first way — Keep saying “no” to God and pretend to be your own king.

The other way — Stop saying “no” to God and ask Him to forgive you.

So — who will be your king?

If you say, “I want Jesus to be my King.”

Talk to God and say **sorry, thank-you** and **please**:

- Say **sorry** to God for not treating Him as your King.
- Say **thank-you** to God for sending Jesus to die so you could be forgiven.
- Ask God to **please** forgive you and help you to live with Jesus as your King. You can trust Jesus.

Power Point

The Bible is
God’s Message
to People.

MEMORY VERSE

1 Thessalonians 2:13, “...when you received the word of God, which you heard from us, you accepted it not as a human word, but as it actually is, the word of God...”

Year 2—Quarter 1 The Bible

Books of the Bible Memory Game

Have the children sit in a circle, and select one child to start the game. That child must say the first book of the Bible, and going clockwise, the next child says the next book and so on. Instruct the children that if they do not know the book on their turn they can say pass, and the next child can try. You can also time the kids to see how fast they can name all the books in this fashion, and even set a quicker goal to see if they can reach it. The child that finishes can start the next round.

Books of the Bible Bookmarks

Make sure each of your students has a copy of the Books of the Bible Bookmark. (See the template in Lesson 1.)

Before you play the above circle game, allow your students to review the books of the Bible on their bookmarks for two minutes.

Object Lesson: Contract to Sign

Before class, duplicate enough “contracts” for everyone. Give everyone a copy of this “official looking” contract.

(See the template on the supplement page.)

Allow them only a minute to look it over and then ask them to sign it.

On the page are several “small print” items that they have agreed to do. Read them. Laugh together.

Explain how important it is to make sure you read the “fine print” on a contract. In order to fully understand God’s message to us, we must be in His word and make sure we read all the Bible has to say.



Books of the Bible Memory Project

If you have decided to adopt the Books of the Bible Memory Project for your class, have stars ready for your students to put on the STARBOARD.

Books of the Bible Song


Use the Mary Rice Hopkins song from YouTube to make it fun for your kids to learn the books of the Bible.

Award Certificate/Prizes

Consider giving your students a certificate of completion. (See *template, Lesson 5*)

Other ideas: Offer a prize, give a new Bible, invite them to all say the books of the Bible together on stage in a church service and give them their certificates there.

Books of the Bible	Memorized To:											
	R	E	D	J	M	R	C	H	R			
U	S	A	O	A	O	O	E	E				
T	T	N	N	L	M	L	B	V				
H	H	I	A	A	A	O	R	E				
	E	E	H	C	N	S	E	L				
	R	L	H	S	S	W	A	T				
				I	I	A	I					
						N	O					
						S						
Name of Child	★	★	★									
Name of Child												
Name of Child	★	★										
Name of Child	★											
Name of Child												
Name of Child	★	★	★	★								
Name of Child												
Name of Child	★	★										
Name of Child	★											
Name of Child												



By Mary Rice Hopkins on YouTube



Binding Contract

To All Whom This Document Comes

All treats, prizes, certificates, and awards received at _____

(Name of Church)

Will be mine. I promise to use all benefits I gain from this program to further the Kingdom of God.

Furthermore, I also agree to share with others, be a good sport and...I will pick up all waste paper and clutter from the floors in our classroom as well as cleaning the men's and women's restrooms weekly, which will include: swabbing out the toilets, cleaning the mirrors, taking out the trash and mopping the floors. Further even more, I promise to come to the church and mow the lawns every eight days (even in winter) as well as rake all fallen leaves in the Fall. In consideration of this service assignment, I agree to donate \$5 per week to the church offering.

I promise to obey my parents.


In response to the above contract: I have read it and do now agree to abide by every word of it by putting my signature at the bottom of this contract.

Today's Date: _____

X _____

SIGNATURE



»» THE ««
BIBLE
IS MY
SW  **RD**
IN TIMES OF
TEMPTATION



The Bible is My Sword in Times of Temptation

Jesus is Tempted

After Jesus was baptized, He went on a big adventure in the desert for **40 whole days**. He didn't eat anything, so He was super hungry. That's when the sneaky devil tried to trick Jesus into doing bad things, not just once, but three times!

First, the devil said, "If you're really God's Son, turn these stones into bread so you can eat!" But Jesus knew better. He said, "No way! **The Bible says** people don't live just by eating bread, but by following every word God says."

Next, the devil took Jesus to the top of the temple and said, "If you're really God's Son, jump off! God's angels will catch you." But Jesus didn't fall for that trick either. He said, "**The Bible tells us** not to test God."

Lastly, the devil showed Jesus all the kingdoms of the world and said, "I'll give you all

this cool stuff if you just bow down and say I'm the boss." But Jesus was strong and said, "Scram, devil! **The Bible says** we should only worship God."

And just like that, the devil ran away, and angels came to take care of Jesus. Jesus showed us that **by knowing and following God's words**, we can say "no" to temptation and choose to do what's right!



Power Point

Quoting Scripture helps us win against the devil.

MEMORY VERSE
Matthew 4:4, "Man shall not live by bread alone, but by every word that comes from the mouth of God."

Apply the Lesson

1. Use God's Words to Make Good Choices:

Tommy: When Tommy was offered a cheat sheet before a test, he remembered the verse "Do not steal," and decided to study instead.

Jesus used Scripture to say no to the devil, we can use Bible verses to help us make good choices when we're tempted to do something wrong.

2. God's Help is Stronger than Temptation:

Sarah: Even though Sarah really wanted to play her video game instead of doing homework, she asked God to help her focus, and she finished all her work first.

Jesus showed us that even when we're really tempted, like He was after not eating for 40 days, God's help is powerful enough to resist temptation.

3. Praying Helps Us Say No to Bad Things:

Lucas: Before going to a party, Lucas prayed for

strength to say no to peer pressure, and he felt brave enough to not follow the crowd when they were being mean.

Jesus spent a lot of time praying in the desert. When we pray, it makes us stronger and helps us say "no" to things that aren't good for us.

4. God's Plan is the Best Plan:

Emma had a chance to be in a popular group by being unkind to others, but she chose to be friendly to everyone, trusting that being kind was part of God's plan for her.

Jesus: The devil tried to give Jesus all the kingdoms of the world, but Jesus knew that following God's plan was way better than anything else.

Remember, just like Jesus, we can choose to do what's right, even when it's hard!

Dig Deeper

The Temptation of Jesus The Devil tempted Jesus to turn stones into bread, to jump off the Temple, and to worship him. Jesus beat all of Satan’s challenges in His life. God wants us to use the word of God to win against the Devil.

Three times Jesus said to the Devil, “It is written” (Read VV. 4, 7, 10). The key to beating Satan is to stand strong in the Word of God to defeat him.

(Interesting note: Jesus won over the same temptations that the nation of Israel faced in the wilderness. They forced a test upon God in their time of need, but Jesus faced each challenge with a quote from God’s Word.)

Each time, Jesus spoke God’s word to resist when Satan tried to make Him disobey. God wants us to stand in His Word and to speak it with power when we are tempted. It is the Word of God that provides the winning blow to the Devil when he tries to make us sin.

(Further reading: Mt. 5:17-18; John 10:35; Mark 7:1-13)

Drama: Breaking the Chains

Have a short skit where two or three are dressed in dark clothing and represent the Devil’s angels. They are lifting a net up around a girl who has recently become a Christian. She has been taught to quote the Bible in times of temptation, but she forgets to do it at first.

Have a huddle of Christians pray for her. Let the demons be shaken by the prayer. Then, let the girl remember to quote the Bible. She says, “I resist the devil.” She goes on, “The Bible says if I resist the Devil he will flee away. Flee away Satan!” The demons drop the net and fall, then run away.



Books of the Bible Memory Project

If you have decided to adopt the Books of the Bible Memory Project for your class, have stars ready for your students to put on the STARBOARD.

Books of the Bible Song


Use the Mary Rice Hopkins song from YouTube to make it fun for your kids to learn the books of the Bible.

Award Certificate/Prizes

Consider giving your students a certificate of completion. *(See supplement page)*

Other ideas: Offer a prize, give a new Bible, invite them to all say the books of the Bible together on stage in a church service and give them their certificates there.

Books of the Bible STARBOARD	Memorized To:											
	R	E	D	J	M	R	C	H	R	E	V	E
	U	S	A	O	L	O	O	L	B	V	E	
	T	T	N	N	L	A	M	L	B	V	E	
	H	H	I	A	A	A	O	R	E	L		
	E	E	H	C	N	S	S	W	A			
	R	L		H	S	I	S	T	I			
						I	A	N	S			
Name of Child	★	★	★									
Name of Child												
Name of Child	★	★										
Name of Child	★											
Name of Child												
Name of Child	★	★	★	★								
Name of Child												
Name of Child	★	★										
Name of Child	★											
Name of Child												



By Mary Rice Hopkins on YouTube

Year 2—Quarter 1 Bible

Games and Activities

Make some Bread

Follow a simple recipe to make some bread. Allow your children to help you measure out all the ingredients needed.

When you are waiting for the bread to bake. Remind your child how Satan tempted Jesus to turn a rock into bread. Speak about how that would be impossible for us, but Jesus could have done it. Speak about how just because we CAN do something, it doesn't always make it the right thing to do.



Sand Play

To help understand that Jesus was in a desert praying allow your child to have some free sand play.

Either use a sand table, or just pour a little sand into a tray. You could also take a trip to the beach.

While playing with the sand, try to imagine what it must be like inside a desert.


Game:

Remind your child how Jesus spent 40 days in the wilderness without any food.

Have a competition to see how long they can do a difficult thing. For example:

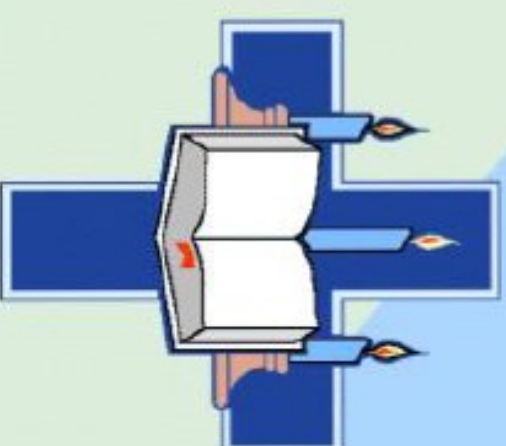
- Standing on one leg
- Balancing something on their head
- Stay silent

Not watching TV and so on.



Great Achievement

presented to:



For memorizing the books of the Bible

Old Testament

Genesis
Exodus
Leviticus
Numbers
Deuteronomy
Joshua
Judges
Ruth
1 Samuel
2 Samuel

1 Kings
2 Kings
1 Chronicles
2 Chronicles
Ezra
Nehemiah
Esther
Job
Psalms
Proverbs

Ecclesiastes
Song of Solomon
Isaiah
Jeremiah
Lamentations
Ezekiel
Daniel
Hosea
Joel
Amos

Obadiah
Jonah
Micah
Nahum
Habakkuk
Zephaniah
Haggai
Zechariah
Malachi

Matthew
Mark
Luke
John
Acts
Romans
1 Corinthians
2 Corinthians
Galatians

New Testament

Ephesians
Philippians
Colossians
1 Thessalonians
2 Thessalonians
1 Timothy
2 Timothy
Titus
Philemon

Hebrews
James
1 Peter
2 Peter
1 John
2 John
3 John
Jude
Revelation

**THE BIBLE:
MY SALVATION
DEPENDS ON IT**





The Bible: My Salvation Depends on It

My Salvation

My salvation depends on God's Word being true:

1. Adventure Map: Just like a map helps you find treasure, the Bible is like a special map that guides us to understand how much God loves us and wants to be our King forever.

2. God's Super Promises: The Bible is full of promises that God has made, like being with us always and giving us strength. If the Bible is true, it means we can trust in these promises just like we trust our best friends.

3. God's Awesome Tips: The Bible teaches us how to be kind, honest, and brave. If the Bible is true, then following its lessons helps us to be good friends, students, and family members.

Icebreaker Game: Sit Down If

This is one of those ice breakers that works for any size crowd and does not require breaking up into teams.

Tell your class:

Sit down if...

You have ever eaten snails.

You are cross-eyed.

Your mother still dresses you.

You use whitening toothpaste.

You have never lied to your mother.

You have a hole in your sock.

You have a false tooth.

You are really good looking.

You have skipped a grade in school.

4. Bible Heroes: The Bible tells us stories of heroes who trusted God, like Noah, Moses, and David. These stories help us learn to be courageous and have faith, even when things are tough.

5. Meet Jesus: The Bible tells us about Jesus, who loves us so much that He did the most amazing thing for us. If the Bible is true, it means we can believe in Jesus and His love, and that's the most important part of salvation.

Remember, these reasons are based on the belief that the Bible is a source of truth and guidance. It's like a light in the dark, showing us the way to go!

You have ever walked like a penguin.

You can make a really silly face.

You've ever made a secret handshake with a friend.

You've ever helped bake cookies or cake.

You can name two animals that start with the letter "B".

(Make up as many as you need.)

Discussion Questions:

How many of you read your Bible every day?

How important is the Bible to our everyday walk with Christ?

Who will make a commitment to read your Bible daily?

Power Point

God's Word is the best of all books because our salvation depends on it.

MEMORY VERSE

John 20:31, "But these are written that you may believe that Jesus is the Christ, the Son of God, and that believing you may have life in His name."

Year 2—Quarter 1 The Bible

The Bible: Our Salvation Depends on It

God's Word is the best of all books because our salvation depends on it. Our verse for today, *John 20:31*, says, *"But these are written that you may believe that Jesus is the Christ, the Son of God, and that believing you may have life in His name."*

The Bible is different. In the Old Testament there are 3,800 times where it says, *"The Lord spoke"* or *"Thus says the Lord"* or *"The Word of the Lord came"*.

The Bible is the best selling book of all time. People have tried to burn the Bible and destroy it from being on the earth. God has helped the Bible to be preserved until this day. *"Scripture cannot be broken..." John 10:35.*

It is the Bible that tells us that our sin separates us from God. And it says, *"If you confess with your mouth that Jesus is Lord and believe in your heart that God raised him from the dead, you will be saved. For it is believing in your heart that you are made right with God, and it is by confessing with your mouth that you are saved."* Romans 10:9- 10

More Interesting Facts About the Bible:

- **The Bible is a Mini Library:** It's made up of **66 books**, written by over **40 different authors** over a span of about **1,500 years**.
- **Super Old Age:** The oldest person in the Bible was **Methuselah**, who lived to be **969 years old**.
- **A Giant of a Tale:** There was a really tall guy named **Goliath** who was over **9 feet tall**—that's like as tall as a door! And he was defeated by a young boy named David with just a stone and a sling.
- **Animal Talk:** Believe it or not, there's a story in the Bible where a donkey talks! That's right, in the book of Numbers, a donkey speaks to a man named Balaam.
- **Rare Words:** The word "Christian" only appears **three times** in the entire Bible, even though it's a book that teaches about Christianity.

Drive it Home


Here are four points to help you apply the teachings of the Bible to your lives:

1. **Be Kind Like Jesus:** Just like Jesus was kind to everyone, you can be too! Whether it's sharing your toys or helping a friend, being kind is a great way to show you care.
2. **Listen and Obey:** The Bible teaches us to listen to our parents and teachers because they want what's best for us. So, when they ask you to do your homework or

tidy up, it's good to listen and follow what they say.

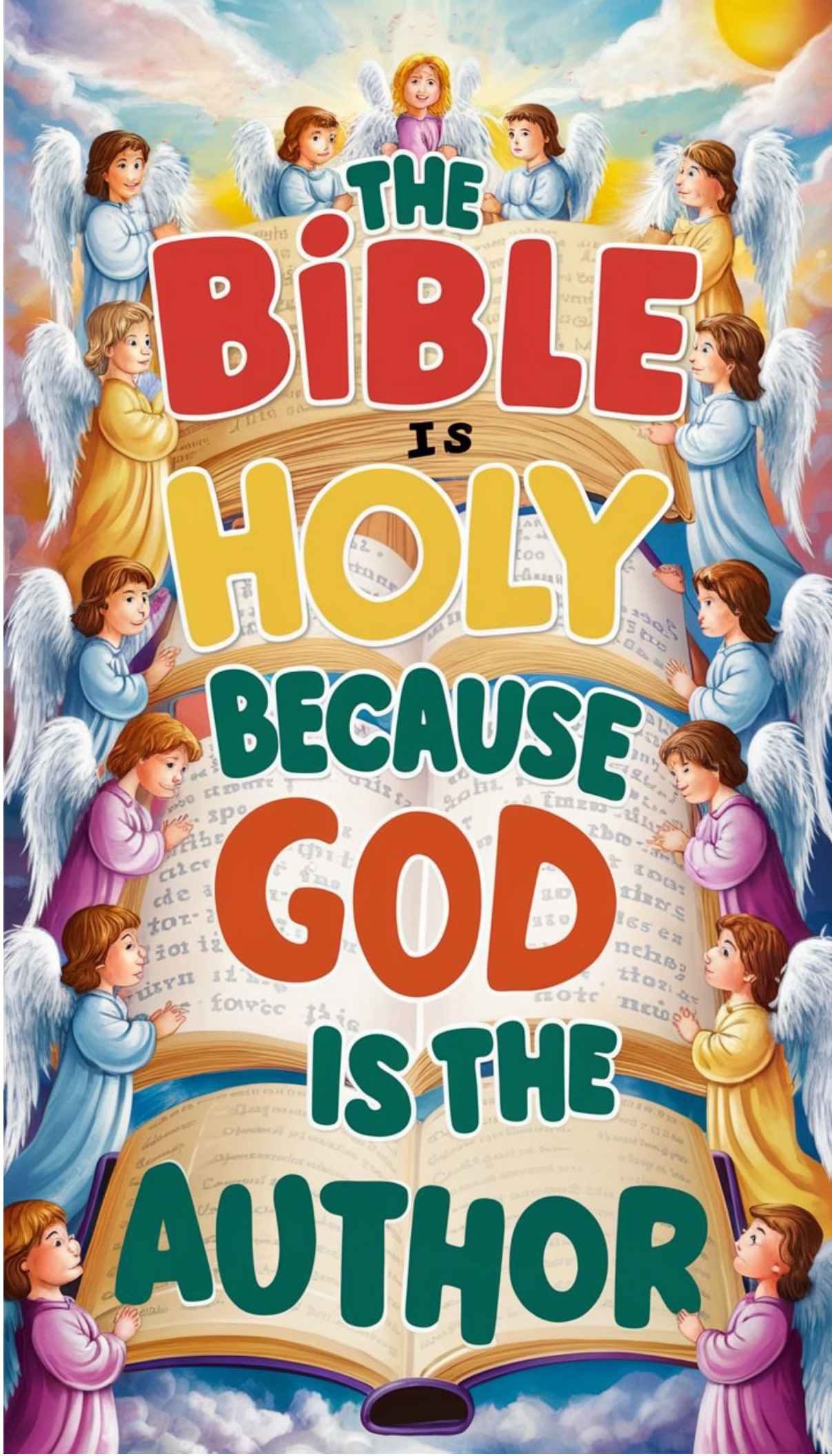
3. **Tell the Truth:** Being honest is really important. If you make a mistake, it's better to tell the truth just like the people in the Bible did, even when it's hard.

4. **Be Brave:** There are lots of stories in the Bible about people being brave, like David fighting Goliath. You can be brave too by trying new things, even if they seem a little scary at first.

A hand-drawn scroll with a wavy border and four circular end caps. The text is written in a simple, outlined, sans-serif font. The text reads: "These are written that you may believe that Jesus is the Christ, the son of God." The words "son of" are underlined. In the bottom right corner, the reference "John 20:31" is written in a smaller font.

These are
written
that you
may believe
that Jesus
is the Christ,
the son of
God.

John 20:31



THE
BIBLE
IS
HOLY
BECAUSE
GOD
IS THE
AUTHOR



The Bible is Holy Because God is the Author

Holy Bible

The Bible is called “holy” because God is the author and He is holy. He did not do the writing, but put the words and the thoughts in the minds of men who wrote it. God inspired (guided, gave and showed) these men to write what they did. It is what we read in our Bibles today.

The Bible is full of holy words. The men could do nothing without God’s help and direction.

GOD’S OLD TESTAMENT PROMISE

God made a promise in both the Old and New Testament. In the Old Testament, God promised that if the people who lived in Israel would obey His commandments and keep His laws, they would be His special people. He promised to keep them in the land that he had given them.

Lesson Opening: Blindfold Relay

Materials Needed: Toothbrush, hair brush, water, various household items

Play a blindfolded relay game to identify the uses of various things. In a box, have set aside a toothbrush, a hair brush, bug spray, cleaner, a box of tissues, a box of crackers, a spoon, etc...one at a time, students must don the blindfold and hustle over to the box (you can make this a team race or an individual activity). Ask them to find a particular item, like “find what you’d use to clean your teeth” or “an item to get rid of ants...” Blindfolded, the students are to attempt to find the items. After a few rounds, sit and chat briefly about what they were doing. Would a toothbrush be an appropriate tool to detangle hair? Would a hair brush work for our mouths? Explain that these things all have special purposes. They are set aside and special. If we used a toothbrush to polish shoes, we probably would not be inclined to use it again for our mouths.

GOD’S NEW TESTAMENT PROMISE

In the New Testament, God promised that if we, you and me, would love and trust Him, He would make us His disciples. The Bible is not out of date. It’s message is for people today

GOD IS HOLY

God is Holy because He is perfect and does nothing wrong. Because of His holiness He provided a way for us to have a relationship with Him and go to Heaven when we die. When we ask God to forgive our sins and trust in Jesus as our Savior, then we become God’s children.

Power Point

God is the author of the Bible

MEMORY VERSE

Isaiah 40:8, “The grass withers, the flower fades, but the word of our God stands forever.?”

Today we will be talking about how the Bible is holy because God is the author and He is holy. We will learn what it means to be holy, and how holiness means we are set apart and designated for certain things.



Year 2—Quarter 1 The Bible

DEFINE AND REMEMBER:

To help the kids remember that God is holy, take a few minutes to define the attribute.

HOLY = SINLESS, PERFECT AND SET APART

EXPLAIN: God gave the 10 commandments not as a list of things to make them His people, but as a way to show they were different (or set apart) from the nations around them. God is set apart and He expects His people to be as well. The commandments also show us how easy it is for us to sin and break God's law because we all do these things all the time...we lie, we disobey our parents, we worship ourselves instead of God, etc.

Since motions & actions help kids remember, choose an action for *HOLY*. A good motion might be to hold your left hand out palm up and use your right hand to wipe your left hand clean as a reminder that holy is sinlessness.



Game: Guess the Author

Divide the audience up into small groups first. To play this game, each person writes down their favorite in each of four categories: cartoon, dessert, song, and band. Take one category at a time. Have a leader read each entry for that category and have each person in the small group guess who is the “author” of each entry. The person who receives the fewest correct guesses wins that round because they have “stumped” the group.

Holy: Dig Deeper

Brainstorm with students what the word “holy” reminds them of. Some may think of the Holy Spirit, or of being perfect, and that all has to do with it. The word does have a few potential meanings, but one in particular that we will focus on has to do with being sacred, special, set apart...one dictionary reference puts the definition this way: **“specially recognized as or declared sacred by religious use or authority; consecrated”**

Something holy is set aside for a special use. Ask kids how this relates to our faith...can people be holy? The Apostle Paul tended to think so...he often admonished people to live in a way that was special, sacred, and pleasing to God. This is how he encouraged Timothy to be. Remember who Timothy was? Invite students to open Bibles to the book of 2 Timothy, and if necessary review who the young pastor was and how Paul interacted with him.

Paul wants to encourage Timothy to pass on his faith to others and lead by example...look at these verses.


“For this reason I remind you to fan into flame the gift of God, which is in you through the laying on of my hands. 7 For the Spirit God gave us does not make us timid, but gives us power, love and self-discipline. 8 So do not be ashamed of the testimony about our Lord or of me

his prisoner. Rather, join with me in suffering for the gospel, by the power of God. 9 He has saved us and called us to a holy life—not because of anything we have done but because of his own purpose and grace. This grace was given us in Christ Jesus before the beginning of time, 10 but it has now been revealed through the appearing of our Savior, Christ Jesus, who has destroyed death and has brought life and immortality to light through the gospel.” -2 Timothy 1:6-10

And what can we take from that? God calls us all to be Holy, to be set apart. This does not mean we have to be perfect. No one is perfect aside from Christ, after all. But we give ourselves to God and recognize His control over our entire lives. We can be set apart, by and for HIM.

Snack Idea

After the closing prayer, offer the kids a special snack of donut holes. Say: this is a “hole-y” treat.



THE **BiBLE** MY FOOD FOR A NEW LIFE





The Bible: My Food for a New Life

Bible Lesson

Ezekiel's Vision


(Tell the children about the vision of Ezekiel and the dry bones in Ezek. 37:1-14). Explain: The word of God had made dry bones live! This was just a vision, but God wanted to teach Ezekiel and us that His word is powerful enough to do anything—even make the dead live again! God's word is powerful and it gives life.

Jairus' Daughter

Tell the story of Jairus' daughter being raised from the dead by Jesus (Mark chapter 5). Explain: The little girl got up and walked because Jesus is God's Son and His words are the words of God. God can do anything—He can even make dead people live again! He

Jesus Said: "I Am the Bread of Life"

In John chapter 6, Jesus was with a big crowd of people who were very hungry. They were far from any place to buy food. A little boy had five small loaves of bread and two tiny fish. Jesus took this small meal, said a thank you prayer, and started sharing it with everyone. Guess what? There was enough food for all 5,000



can make you live too.

Bread, Honey, & Milk

Bread: Bread is the one food a person could live on. It has most of the minerals and vitamins our bodies need. God's word can do the same thing for the "real you" inside—called your soul.

Honey: Read Psalm 119:103 and discuss it with the children.

Milk: Milk is probably the most important food there is. Read 1 Peter 2:2 and discuss it with the kids.

Snack: For an object lesson, consider having small pieces of bread for each child, some honey to taste, and some milk for them to drink while you teach the lesson.

people, with lots left over! This amazing miracle showed that Jesus could do things that are impossible for us, like making a little bit of food enough for everyone.

Power Point

God's Word is my food for a new life.

MEMORY VERSE
Matthew 4:4, "Man shall not live by bread alone, but by every word that proceeds from the mouth of God."

Later in John chapter 6 verse 34, Jesus said, "I am the bread of life. Whoever comes to me will never be hungry again. Whoever believes in me will never be thirsty."

When Jesus says he is the bread of life, he means that he wants to fill our empty hearts. Without Jesus, we would go hungry. We may have food in our bellies, but spiritually, we would have nothing without him. We could read our Bibles, pray, go to church, and serve others all we want, but all of that is pointless without Jesus. It's like pizza without the crust, spaghetti and meatballs without the spaghetti, biscuits and gravy without the biscuits! It's the bread that makes these foods so good. It is Jesus that makes going to church, praying, reading our Bibles, and serving others have any meaning.

When we believe that Jesus is God, come to earth to die in our place for our sins, he fills us up with the bread of life. He gives meaning to everything we do and lets us live forever in heaven with him! I love my biscuits, muffins and banana bread, but nothing will ever satisfy me like the Bread of Life, Jesus Christ.

Year 2—Quarter 1 The Bible

Game: Sandwich Relay

Make blocks for the game using old Jenga blocks, cut up sponges, or plastic cups. For each team, you will need two blocks labeled “bread,” and one block each labeled: “mayonnaise, mustard, lettuce, ham, turkey, cheese, tomatoes, pickles.” You may want to make an extra set or two, to ensure there are enough pieces for everyone.

To Play: Break the class up into teams of five or so. Place the sandwich blocks across the room, all mixed up in a pile. Explain to the class that they will be racing the other teams in a relay to see who can build their sandwich first. All of the sandwiches must be built in the same order: a bread block first, and then mayonnaise, mustard, lettuce, ham, turkey, cheese, tomatoes, pickles and then one more bread block on top. The first thing you need for a sandwich is a slice of bread. (Write “bread” on the board, near the bottom.) The first student to run in the relay will have to find a block labeled “bread” and bring it back to their group. They will place it on the ground or table at the end of their group’s line and then next person will run. The second runner in each group needs to get a block labeled “mayonnaise” and run back to stack it on top of the “bread” block. (Write “mayonnaise” on the board, above “bread.”) Students will continue to run in the relay, retrieving the correct ingredient for the sandwich and stacking it on top of the others. Students must get the blocks in the order written on the board. (Write all the ingredients on the board, stacked in a column from the bottom up.) Sandwiches may not be rearranged once the blocks are brought over. If a student realizes

that they have grabbed the wrong block, they must run it back and retrieve the correct block. The first group to correctly build their sandwich must all say together, “yum, yum!” while rubbing their bellies, to show that they have finished. Then they sit and wait for the other groups to finish, until every group has built a sandwich out of blocks and said “yum, yum!” as a group.

Variation: Instead of running in the relay, try having students crabwalk, bunny hop, walk backwards or tip toe to get the pieces. This adds an extra level of concentration and difficulty, as kids will want to run helter-skelter to be the fastest team.



Craft: Bread Magnets

Before Class: Make air dry clay by whisking 2 cups of baking soda, 1 cup corn starch and 1 ½ cups cold water together in a saucepan. Cook over medium high heat, stirring constantly with a spoon. The mixture will start to bubble and start to stick together. Soon, it will look like mashed potatoes. At this point, transfer the clay to a bowl and cover with a damp towel to cool.

Once cool, knead until it’s smooth. Pass out a couple of tablespoons of clay to each student. Have them shape their clay into a bread shape. (Either a slice of

bread, a muffin, whatever recognizable bread shape they want. Be sure they are two dimensional)

Have them shape and mold their bread model over a craft magnet, leaving one flat side exposed. Let the pieces air dry for at least two days, then they can be painted or colored with permanent markers. Encourage children to write “Jesus is the bread of life” on their pieces. Once the pieces dry, it may help to glue the magnet to the back using any sort of craft glue.

Year 2—Quarter 1 Bible

Jesus, Like Bread, is My Source of Life

Jesus Meets Nicodemus: Once, a man named Nicodemus went to see Jesus at night. Nicodemus was a very important teacher, and he had heard about the amazing things Jesus was doing. He said to Jesus, "We know you come from God because of the miracles you do."

Jesus told Nicodemus something very special. He said that if someone wants to be part of God's big family, they need to be born again. This didn't mean becoming a baby again! It was like starting fresh, with a new heart that loves God. Jesus explained that this new birth comes from the Holy Spirit.

Nicodemus was confused, so Jesus helped him understand. He said it's like the wind—you can't see it,

but you can feel it and know it's there. Jesus wanted Nicodemus to know that God loves everyone so much, He sent Jesus to help us all be born again and be with God forever.

The Bible is our source for New Life in Christ Jesus. The Bible tells us we were all born sinners, but it also tells us that because of Jesus Christ, and what He did for us on the cross, we can have a new life free from sin. In 2 Corinthians 5:17 it says "Therefore, if anyone is in Christ, he is a new creation, the old has gone, the new has come."

Food Theme Games

Happy Meal Relay

Divide the audience into five teams (four or five in a team). This is a relay race with each person running up to a table, eating one of the items in the happy meal, and then running back and tagging the next person in line on their team.

One person eats the burger. One eats the fries, one the drink, and finally, one opens the toy. The first team to do all this and come back across the finish line wins.

Jelly Bean Roll

You'll need a bag of jelly beans.

- On one side of the room, have the children kneel side by side in a line. Place a jelly bean in front of each child.

- Say: When I say "go," roll your jelly bean across the room using only your nose. Remember, you can't touch the jelly bean with your hands. Ready? Go!

- Allow kids several minutes to roll their jelly beans.
- Then say: Let's roll our jelly beans back to our lesson where I'll trade a clean, yummy jelly bean for your dirty one.

Game: Peanut Butter

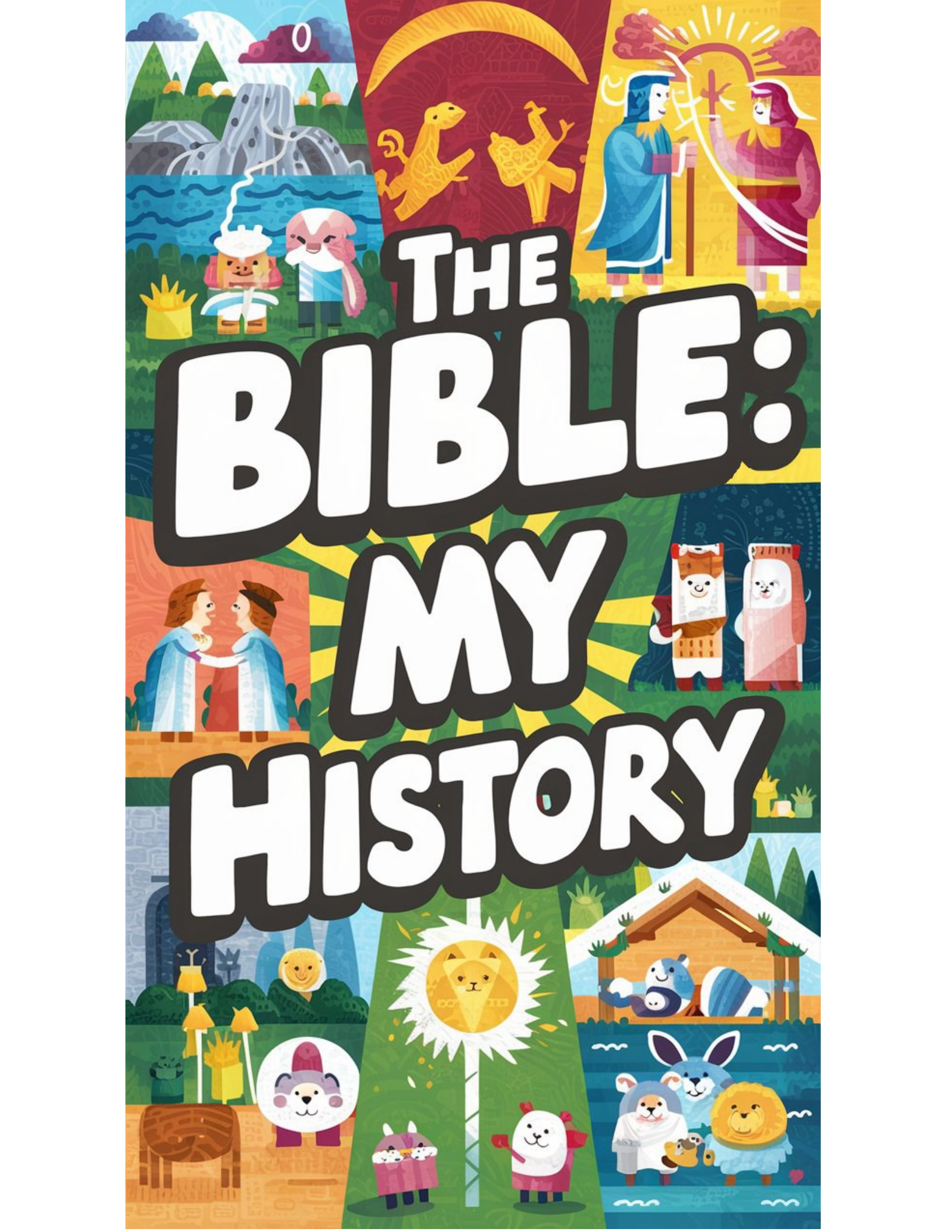
- Say: It's time for the Peanut Butter Game! When I say "go," hop around the room. Whenever I say, "peanut butter," stick to the people closest to you no matter how many there are. Then, when I say "jelly," unstick yourselves and hop around the room again. Ready? Go!

- Play four or five rounds.

Then say: Let's sit down now so we can stick to our lesson.







THE BIBLE: MY HISTORY



The Bible: My History

History is Important

The Bible is a grand storybook, full of adventures and lessons, that helps us understand who we are and how we can make our world even better! The Bible's history proves it is true. For example:

King David's Name on a Stone:

A long time ago, people weren't sure if King David from the Bible was a real person. But then, scientists found a piece of stone called the Tel Dan Stele. It had writing on it that said "House of David," which means there was a real king named David just like in the Bible. This teaches us that sometimes we find new things that help us understand old stories better.

The City of Nazareth:

Some people thought the city where Jesus grew up, called Nazareth, wasn't real. But guess what? Archaeologists dug in the ground and found old things that showed Nazareth was a real place a long time ago. This shows us that even if we can't see something now, it

doesn't mean it never existed.

The Exodus from Egypt:

The Bible talks about how the Israelites left Egypt in a big group called the Exodus. There's a very old stone called the Merneptah Stele that mentions Israel, which means the people from the Bible were real and lived in that area. It's like finding a piece of a puzzle that fits just right and helps us see the big picture.

Historians Wrote About Jesus:

There were some famous writers a long time ago, like Josephus and Tacitus, who weren't part of the Bible but they wrote about Jesus and his friends. This is like having different people tell the same story, which helps us believe it's true.

Remember, these examples help us learn that history and stories from the Bible can be connected, and finding new things can help us understand the past better. It's like being a detective in history!

Power Point

If the Bible is truly God's Word, then we should cherish it, study it, obey it, and fully trust it.

MEMORY VERSE
2 Timothy 3:16, "All Scripture is God-breathed and is useful for teaching, rebuking, correcting and training in righteousness."

What are the Dead Sea Scrolls?

Imagine you're a treasure hunter and you find a secret map that leads to a hidden cave. Inside the cave, you discover some really old papers that tell stories from a long, long time ago. That's kind of what happened with the Dead Sea Scrolls!

Back in 1947, a shepherd boy found some ancient writings in a cave near the Dead Sea. These writings are called the Dead Sea Scrolls. They're super old—like over 2,000 years old! They're important because they have some of the oldest stories from the Bible.

The scrolls were made of animal skin and plants, and they were all rolled up. They were so delicate that people had to be very careful not to break them when they wanted to read them. These scrolls help us understand what life was like a long

time ago and how people thought and lived back then. It's like having a time machine that takes us back to the days when these stories were first written down!



Year 2—Quarter 1 The Bible

Object Lesson: The Bible is History

Item Needed: History Book

Show kids your history book, and ask, How many of you like history?

What do you like about history?

If you don't like history, why don't you like it?

I like history because it tells us stories about what happened, like how our country started or about why we're friends or not friends with other countries, or about how certain inventions were made.

Some people don't like history, though, because they don't like reading about all the dates and specific places. But those dates and specific places are important because they help us know that the story is true. Let me give you an example.

I'm going to tell you two short stories. You tell me which one sounds true and which one sounds made up.

(Tell a historical story, such as the founding of your country, in vague terms first. Then, retell the story in specific terms. The following is an example from U.S. history.)

Story 1: A long time ago, some people thought the king wasn't treating them fairly, so they met somewhere and sent a letter to the king and told him that they were going to make their own country.

Story 2: People in the American colonies didn't think it was fair for King George III to charge them taxes without giving them a vote in Parliament. On July 4th, 1776, representatives from the 13 colonies met in Philadelphia, Pennsylvania to approve a document that they then sent to King George III. The letter was called the Declaration of Independence. It informed the king that they were forming their own country not under his rule.

Which story sounded like it was made up? (The first one.)

Which story sounded like it was true? (The second one.)

Why did the second story sound when the first one didn't?

The second story had more facts and detailed information.


Did you know that the Bible has those kinds of facts and information?

(Read a passage like Genesis 2:10-14 or Ezra 2:3-20.)

Why do you think the Bible tells us all those names of places and names of people?

Just like history needs to include facts and details for us to believe it happened, the Bible tells us those things so that we'll know it's true.

The Bible is mostly a story, but when you see names and dates and specific information like this, remember that it's telling you that information to help you know it's true.



Year 2—Quarter 1 Bible

Easy Craft about the Scriptures for Kids

You will need:

- Construction paper
- Glue and/or tape
- Scissors
- Toilet paper tubes or paper towel tubes
- String or ribbon
- Pens/decorative material

Procedure:

- 1.Cut the paper to fit the size of your tubes, if necessary. Glue or tape pieces together.
- 2.Use markers to write on the paper, inscribing a Bible verse or summarized phrases.

3.Tape a toilet paper tube to each side of the verse, or tape one tube on top if length-wise scrolls (or larger ones) are preferred.

4.Roll up the sides and tie a string around to secure.

Open the scroll to read the Scripture as Jesus might have experienced it!



Bible Questions for Review

We have been studying the Bible for a few weeks now. Here are some questions to help us review what we have learned so far.

True or False

- 1.The Bible is the best-selling book in the world. (T)
- 2.The Bible is God's way of speaking to us today. (T)
- 3.We cannot understand the Bible. (F)
- 4.The Bible was written by one man. (F)
- 5.The Bible is completely true. ®

More Questions

- 1.What is a testament?
- 2.Name one book of the Bible and what it is about.

3.How would you feel if you got a letter from God?

4.If you got a letter from God, would you want others to know about it?

5.If the Bible is God speaking to US, how to WE talk to Him?

6.How important is it for us to know what's in the Bible?


7.Is the Bible one book or a collection of books?

8.Name three different types of writing in the Bible.

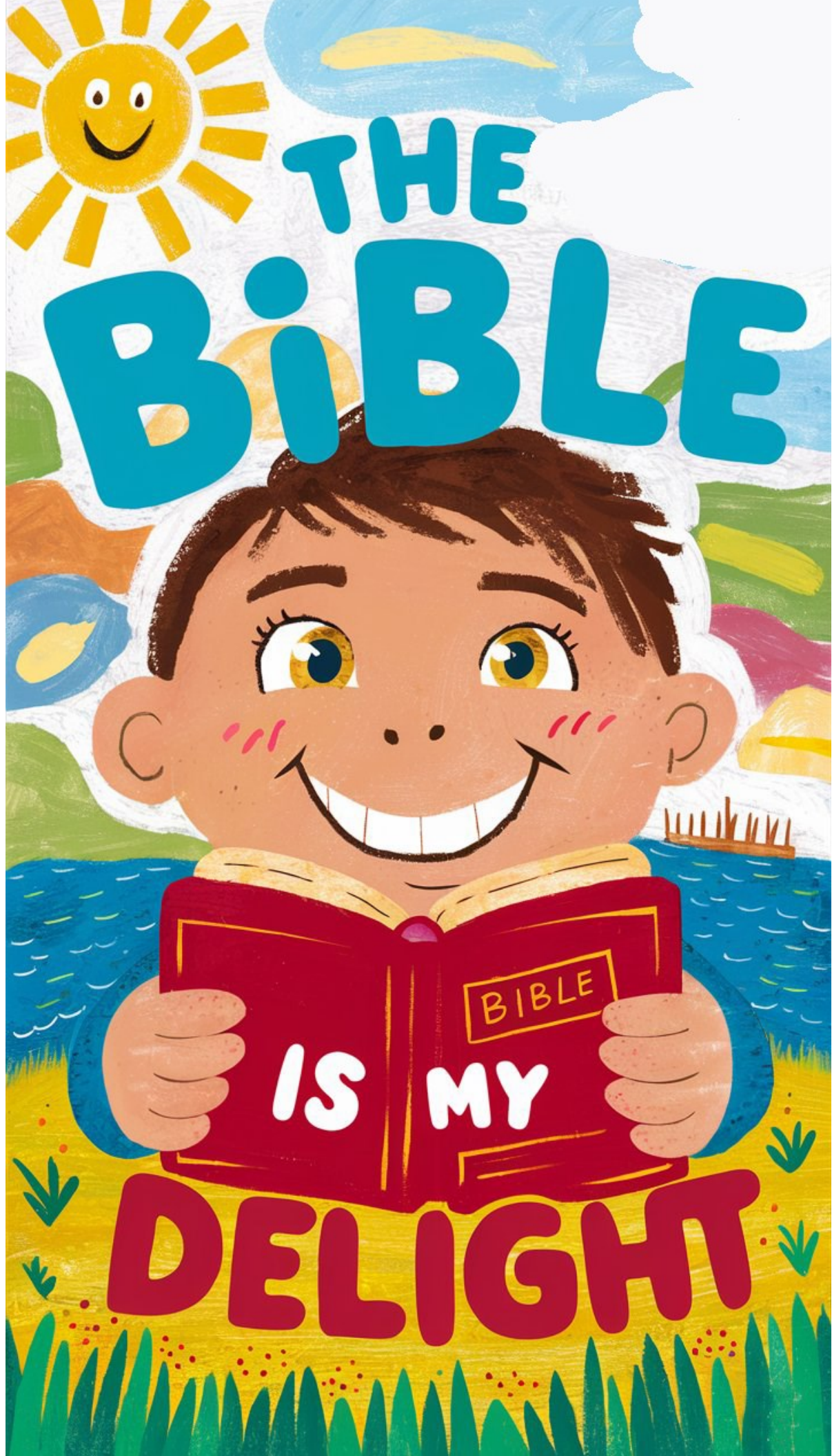
9.Name the book that tells about the beginning of the Christian church.

10.Name the book of wise teachings for young people.





I
STAND
ALONE
ON THE
WORD
OF
GOD



THE BIBLE

IS MY
DELIGHT



God's Word is My Delight

Mary & Martha

Will you decide today to delight in God's Word? Let's look at a story in the Bible that will help you decide. It's in the third book of the New Testament.

Look for Matthew, then Mark, then Luke. Now look for chapter 10 and verse 38.

Martha was so excited. Jesus was visiting. What an honor to have Him in her home! She worked hard to prepare for His coming and then, she worked hard to serve Him after He came.

She grumbled, "Where is my sister, Mary? Why isn't she helping me?" Jesus was helping Mary understand why He had come to earth to be the Savior of the world.

Martha nearly exploded, "Lord, don't

you care that Mary has left me to do all the work by myself? Tell her to help me!"

Jesus, I think, looked at her kindly, then gently said, "*Martha, Martha*" the Lord answered, "*you are worried and upset about many things, but few things are needed—or indeed only one. Mary has chosen what is better and it shall not be taken away from her.*"

What do you think Jesus wanted Martha to do? (*Let the children answer. You may suggest: Stop rushing about and sit and listen.*)

Power Point

My delight in in the Law of the Lord.

MEMORY VERSE
Psalm 37:4,
"Delight your-
self in the Lord
and He will
give you the
desires of your
heart."

Object Lesson Ideas

Object: a brick

Talk about a plumb line that bricklayers use to keep their brick walls straight. Ask: Have you been letting God's Word be the plumb line for the building of your life-house? Psalm 119: 128 says, "*Every law of God is right, whatever it concerns. I hate every other way.*"

What do they do with the bricks that aren't straight? They knock them out and start over.


We must let God remove the sin from our lives and building them His way.

Object: An Echo

Talk about how a person's voice will echo back to them in a tunnel or cave. Then, explain how our lives should "echo" the Word of God. We must not let His Word just drift off into space, like our words do in an open field.

Object: a baseball

Tell about the boy who hit a homerun, but almost didn't make it. When he got to third base the coach motioned him to keep going, but he slowed down and looked around for the ball. He almost got put out because of that. We must learn to trust our coach, the Lord Jesus. Other things can distract us and keep us from hearing His voice.



Object Lesson: Binoculars

Object Needed: Binoculars

Big Idea: Don't forget to study God's Word!



Script: See these? Pretty cool aren't they? They're called binoculars, and we use them to see things that are far away. For instance, if you are going bird-watching, you bring one of these along, so you can see the birds up close. If the bird is high up in a tree, you can look through these and see every detail of the bird. You can see its color, what kind it is, and how it acts. Binoculars can be a very important tool for some people. You can be far

away but still see things up close.

You know binoculars remind me that we need to look closely at the Bible. A lot of times we read the Bible just because we think we have to, or because we're told to. We never stop and read a verse so we can find out what it means, or why God wrote it.

The Bible is full of examples of how we should live. The stories in the Old Testament aren't there to just teach us a history lesson, they are there to help us find out how to live with each other, and how to obey God in every situation. The New Testament is an amazing place to find God's promises, and the message of the Gospel in the best news in the world.

With all these amazing chapters in the Bible, just think what we can learn if we looked a little bit closer, and spent a little bit more time reading and studying God's Word. If we skim through the Bible, we won't learn what God is trying to teach us.

If you're having a bad day, how can you discover a verse about joy without stopping to read God's Word? You may be needing some advice on a relationship. But how can God speak to you if you don't look closely and examine the examples God gave in the Bible? So remember these binoculars, and remember to take a closer look at the Bible.

Apply Lesson:

How does Psalm 1:2, "His delight is in the law of the Lord," apply to my life?

1. Following Rules: Just like you follow rules at school to have a great day without getting into trouble, you can follow God's rules (like being kind, telling the truth, and sharing) to live a happy life.

Example: Choosing not to cheat in a game even when you really want to win.

2. Daily Reading: You can read or listen to a Bible story every day, just as you might read a chapter from a book or practice your spelling words.

Example: Reading a Bible story at bedtime or during a quiet time.

3. Memorizing Verses: Memorizing Bible verses can be like remembering the steps to solve a math problem; it helps you recall what to do when you need guidance.

Example: Learning Psalm 23 and reciting it when you feel scared or alone.

4. Being a Good Friend: The Bible teaches about being a good friend, which you can practice by sharing their toys, helping a classmate with homework, or standing up for someone being teased.

Example: Sharing your snack with a friend who forgot theirs or inviting someone new to play at recess.



**"Delight yourself
in the Lord, and He
will give you the
desires of your
heart." Psalm 37:4**



THE TEN COMMANDMENTS



The Ten Commandments

Bible Lesson

The Ten Commandments, found in Exodus 20:1-17 are laws. That means they are absolute guidelines for daily living that God gave His people through Moses.

Commandments 1-4 deal with our relationship to God.

Commandments 5-10 deal with our relationship to other people.

In the Ten Commandments God is revealed as a holy God who demands total loyalty, respect, and worship. He will not tolerate unfaithfulness.

On our own we cannot fulfill the requirements of the law. Our only

hope is to receive the righteousness of God by faith in Christ Jesus.

Jesus upheld the values represented in the law by declaring, “Do not think I came to destroy the Law or the Prophets. I did not come to destroy but to fulfill.” (Matt. 5:17)

Help the children to memorize the Ten Commandments. Use hand motions to make it easier for them. Explain in simple terms what each commandment, such as adultery, means. (*Always be faithful as husband and wife.*)

See the supplement page for the signs to teach your class.

Kid-Friendly Ten Commandments

1. Love God more than anything else.
2. Don't make anything in your life more important than God.
3. Always use God's name with love and respect.
4. Take one day a week to rest and think about God.
5. Listen to your mom and dad.
6. Never hurt anyone.
7. Always be faithful to your husband or wife.
8. Don't take anything that isn't yours.
9. Always tell the truth.
10. Be happy with what you have and don't wish for other people's things.

Experiment to Do at Home

Close to the Light:

When it is nearly dark outside, stand in the center of a room with the lights off. Look out the window and notice the dimly lighted sky.

Now turn on all the lights in the room and look out the window. Notice now how everything outside looks totally dark.

This is similar to God's Word, which is known as the Light. When we are **far** from God's Light (in the dark room), the sin of the world outside doesn't appear so dark. But when we are **close** to God's Light (in the well lighted room), it is easy to see how dark the sin of the outside world truly is.

Power Point

God's rules
rule because
God rules.

MEMORY VERSE

Exodus 20:2-17 (The Ten Commandments)

Year 2—Quarter 1 The Bible

Ten Commandments with Hand Motions

Teach the Commandments So They Will Never be Forgotten!

1

Work with one hand. (Hold up index finger.) **Love God more than anything else.** God lives in heaven (you are pointing up). He made the universe and rules over it. Some people try to make their own gods but there is only one true and living God.



2

(Hold up two fingers, index finger and middle finger.) **You shall not make an idol or worship one.** What is an idol? Anything that is more important to you than the one true God. It is something or someone you put above God in your life. (Bend the middle finger so that it is lower than the index finger.) Nothing is more important than the true God who made us and loves us.



3

(Hold up three middle fingers against lips.) **Always use God's name with love and respect.** God is so great that we must only say His name with great respect. We should not use it without thinking about Him or talking to Him.



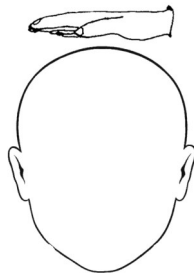
4

(Four fingers pointing up and thumb across palm.) **Take one day a week to rest and think about God.** God gave us wonderful hand. The thumb is very important in doing our work. But God has given us one day to worship Him and rest from our work. He knows we need a day of rest — for our bodies and our souls.



5

(Place open hand (five fingers) above head.) **Honor your father and mother.** God has placed your mother and father over you. He has appointed them to care for you and He wants you to honor them with your love and respect. *(Hold up five fingers.)* You can say each word of this command on your five fingers. If you honor your parents things will go well for you and you will have a long life.



6

Work with both hands. (Hold up one finger of second hand.) God made each one of us. He gave each of us power. *(Grab finger with first hand.)* Sometimes a person is tempted to hurt someone else, maybe even kill him. *(Release finger, holding up six fingers.)* God says, **Never hurt anyone** This means not to kill someone on purpose or even hate someone.



7

(Show seven fingers. Hold out first hand with palm up, stand first two fingers of second hand on palm.) God has a wonderful plan for a husband and wife. They are to belong to each other and no one else. If a man treats more than one woman like a wife or a woman treats more than one man like a husband, God calls that adultery. God says, **Always be faithful to your husband or wife.**



8

(Show eight fingers. Cup first hand and with thumb and first two fingers of second hand, pretend to snatch something out of it.) God knows if we take something that does not belong to us. What do we call that? *(Stealing.)* The eighth commandment is, **Don't take anything that isn't yours.**

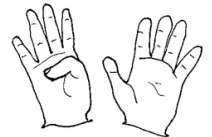


9

(Hold up nine fingers.) **Always tell the truth.** *(Close hands. Open four fingers on one hand and five on the other as you give the illustration.)*

a

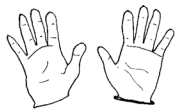
Suppose you were having a treat at school and the teacher said, "Each of you may take four pieces of candy." But someone wants to get Jeff into trouble and he yells, "Jeff took five pieces," even though he didn't. God calls that lying. Lying hurts us and others, but most of all it hurts God.



10

(Open and shut both hands as if you are grabbing something.) Some people like to grab everything for themselves.

"Coveting" is wanting things that belong to others *(Hold up ten fingers.)* God says, **Be happy with what you have and don't wish for other people's things.** God will provide all you need.



Year 2—Quarter 1 Bible

Story: The Owner's Manual

We can all learn a thing or two from the owner's manual. The Bible is God's owner's manual for life.

Once upon a time there was a man named Michael. One particular day Michael was very excited. This was the day for his brand new car to be delivered. Michael had never owned a car before, but he knew that owning a car would help him in many ways. He had worked hard and saved his money for several years, just so he could buy the new car.

The moment finally arrived. The delivery man from the car dealership pulled into the driveway with Michael's brand new shiny car. Michael was so excited!

The delivery man asked, "Would you like me to go over some of the car's features with you?"

Michael replied, "No, that's okay. I'm sure I can figure it out by myself. Thanks anyway."

The delivery man said, "Okay, but if you do find that you need help, the owner's manual is in the glove department." The delivery man handed Michael the keys, wished him well and left.

Michael excitedly ran to the car and pulled on the door, but it wouldn't open. Michael thought to himself, "That's odd, the doors on the car at the dealership opened with no problem." Michael walked around the car looking into the windows thinking how soft the seats looked. At that time Michael's friend Scott came over.

"Nice car Michael," said Scott. "But why are you walking around the outside looking in?"

Michael replied, "I just got this car and the doors are stuck."

Scott laughed and said, "Stuck? Did you try unlocking the doors first?"

Michael sheepishly replied, "Well no, not yet, I was just getting ready to."

Michael put one of the keys into the door lock, but it wouldn't open the door no matter how hard Michael tried to turn it.

Scott said, "You better be careful or you'll break that key off in the lock. That key is to the car's trunk. Try the other key."

Michael quickly replied, "I was just getting ready to try that."

Michael finally unlocked the car doors and sat behind the wheel. He breathed in deeply and said, "Don't you just love that new car smell?"

Scott said, "Yes, it is a great smell. Let's see how the radio sounds."

After several attempts and some guidance from Scott, Michael finally got the radio turned on. "Oh great! I got a radio that plays the wrong station and the sound is much too low!" Michael complained.

Scott groaned and said, "Michael, you push these buttons to change the radio station and turn that knob to adjust the vol-

ume level. Haven't you read the owner's manual yet? That's the first thing I did when I bought my new car."

Michael replied, "No not yet. I've been too busy, but I'll get around to it sometime soon. Right now I want to take this beauty out for a little drive!"

Scott cautioned, "Be careful Michael and please wear your seat belt."

Michael asked, "Hey Scott, think you could give me a hand with the seat belt?"

Scott walked over and helped Michael get the seat belt adjusted and warned, "I hope you know what your doing."

With that, Michael backed out of the driveway.

Much to Michael's surprise the car kept going backwards. He turned the wheel and pushed some buttons but the car kept going backwards. With great horror Scott watched as Michael backed his brand new car right into a tree. The car was ruined.

Scott ran over to Michael and asked, "Why didn't you stop?"

Michael stammered, "I didn't know how..."

Many people go through life without referring to the owner's manual God gave us. This owner manual, the Bible, can help us have a richer, more fulfilled life in so many ways. It is wise to read the Bible often and follow the guidelines God has laid out for us. So many people are on the outside trying to find a way in, just like Michael when he was trying to unlock the car doors. People may try different keys or methods to get to Heaven, but Jesus told us that He is the only way. We must trust Jesus and ask Him to forgive us for the bad things we have done. After that we should read the Bible and pray to God, if we do we will have a much happier life!



The Ten Commandments



Love God more than anything else



Don't make anything in your life more important than God



Always use God's name with love and respect



Take one day a week to rest and think about God



Listen to your Mom and Dad



Never hurt anyone



Always be faithful to your husband or wife



Don't take anything that isn't yours

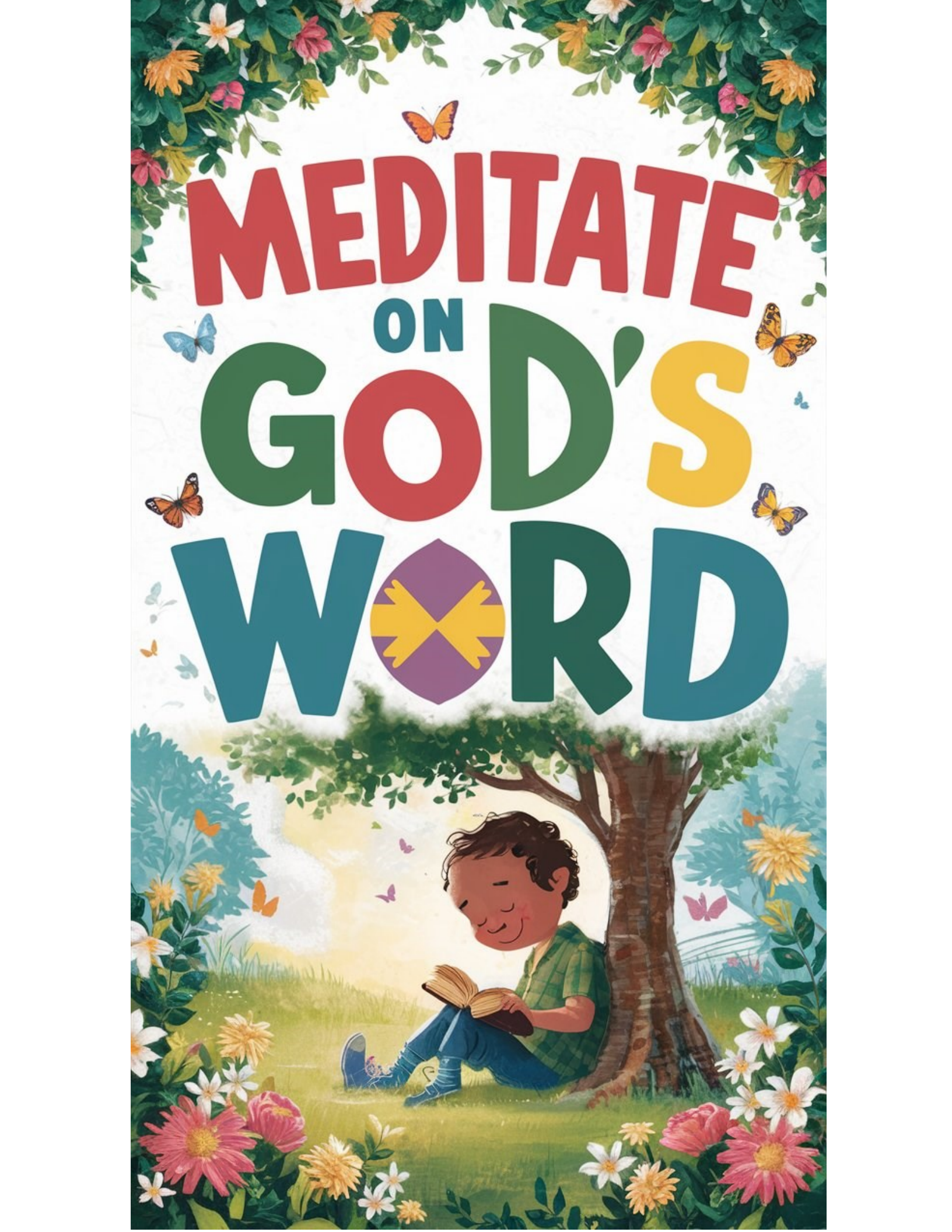


Always tell the truth



Be happy with what you have and don't wish for other people's things

Exodus 20:1-17



MEDITATE
ON
GOD'S
WORD



Meditate on God's Word

Philip & the Ethiopian Man

In Acts chapter 8, a man named Philip was told by an angel to go on a road in the desert.

While he was walking, he met a man from Ethiopia who worked for a queen. This man was reading a big book but didn't understand it.

Philip ran up to him and asked, "Do you know what you're reading?" The man said, "How can I unless someone teaches me?" So, Philip hopped into his chariot and started to explain the book, which was about God's love and Jesus.

The Ethiopian man listened carefully and believed in Jesus. He saw some water and said, "Look, water! Can I be baptized?" Philip said, "Sure!" So they stopped, and Philip baptized him right there in the water.

After that, Philip disappeared, and the Ethiopian man went home super happy because he learned about Jesus and made a new friend in his heart. And that's the story of Philip and the Ethiopian man.

Imagine you have a super cool comic book, but you don't know how to read it. You'd need someone to help you understand the amazing stories inside, right? That's like the Bible. It's a special book with God's words and big ideas about love and kindness.

Now, think about Philip and the Ethiopian man. The man had the Bible, but it was like a puzzle he couldn't solve. Philip was God's hero who knew all about the Bible and could explain it. When Philip helped him, the Ethiopian man learned about Jesus' love and became super happy!

Philip wasn't stumped when the Ethiopian asked him about the Bible passage he was reading. Philip used that passage to show him that Jesus was the promised Messiah. As a result, the Ethiopian gave his heart to Jesus and was baptized.

How wonderful would it be if this is the year you lead a friend to Jesus? You can do it. You just have to be ready.

Power Point

Think about
God's Word
because we
become what
we think.

MEMORY VERSE

Luke 6:45,
"The mouth
speaks of what
the heart is full
of."

Object Lesson: Dirty Glass

Items needed: 1 dirty glass, 1 clean glass

Say: Once a Mother didn't know if the glasses in the dishwasher were clean or dirty, so she held them up to the light to see if there were any spots on them.

Hold up the dirty glass and then hold up the clean one.

Apply: If we aren't sure whether something we want to do is right or wrong we should hold it up to the light of God's Word.

Meditate: Since the Bible is really the Word of the living God, then it only makes sense to learn as much about it as you can. A daily habit of reading, thinking about and memorizing God's Word will strengthen you in your Christian walk.

What would you consider to be the greatest treasure in the whole world?

The jeweled crowns that belong to the queen of England?

An old pirate's chest full of gold coins and jewels?
A diamond mine?

Think about all the "earthly treasures in your own house and your own bedroom. What is the most important thing to you?

A famous king of Bible times, King David, wrote in Psalm 119:72, "The law from your mouth is more precious to me than thousands of pieces of silver and gold."



Year 2—Quarter 1 Bible

Small Group Game/Activity

Have the kids introduce each other and tell one thing they learned over the summer (or vacation, etc.).

DISCUSSION QUESTIONS

Read Acts 8:26-40

Who was Philip?

What was the Ethiopian reading?

What did Philip tell the Ethiopian about Jesus?

Why did the Ethiopian want to be baptized?

Why is it important that we be ready to answer questions about Jesus?

SIMPLE PRAYER

Dear God,

Please use us this year to share Jesus with our friends, and make us ready to answer questions about you when we are asked.

In Jesus' name,

Amen

Meditation: Both Dangerous and Helpful

Define Meditate: The dictionary definition of meditation is to ponder, or to dwell in thought.

In Psalm 119:97 the psalmist says, *“Oh how I love your law! I will meditate on it all day long.”* As we meditate on God’s Word, it will become more ingrained in our hearts, so meditation itself, is not wrong.

Harmful Meditation: However, there is some subject matter which can be harmful to ponder. You can count on the Holy Spirit to let you know when something is wrong. As you participate in martial arts, yoga, and some alternative teaching methods in public school, let your knowledge of God’s Word and the leading of the Holy Spirit keep you safe from secular mysticism.

Do you remember the story of Daniel’s three courageous friends who were honored by


God because they refused to bow in worship to King Nebuchadnezzar?

Today’s humanistic or pantheistic worship is much more subtle. For example: if you are told in school to “picture” something while meditating, simply picture something from the Bible, like: you are a sheep and Jesus is your loving Shepherd.

God can help you learn to listen to that quiet urging inside you as part of your ongoing relationship with Him.

Helpful Meditation: The Bible tells us that meditation on Scripture is the way to become wise and blessed. Think on God’s Word over and over and it will take root in your heart and feed your daily thoughts.





Q: What is the major division of the Bible?

A: Old Testament, New Testament

Q: The O.T. is about _____
The N.T. is about _____

A: Time before Jesus, Time after Jesus

Q: What are preachers call in the Old Testament?

A: Prophets

Q: Those in care of the Temple are called?

A: Priests

Q: What were the students of Jesus called?

A: Disciples

Q: What were the messengers of Jesus called?

A: Apostles

Q: How many messengers were there at first?

A: 12

Q: Name them.

A: James, James the Less, Judas Thaddaeus, Judas Iscariot, John, Andrew, Bartholomew, Matthew, Peter, Phillip, Thomas, Simon



Q: What is the major division of the Bible?

A: Old Testament, New Testament

Q: The O.T. is about _____
The N.T. is about _____

A: Time before Jesus, Time after Jesus

Q: What are preachers call in the Old Testament?

A: Prophets

Q: Those in care of the Temple are called?

A: Priests

Q: What were the students of Jesus called?

A: Disciples

Q: What were the messengers of Jesus called?

A: Apostles

Q: How many messengers were there at first?

A: 12

Q: Name them.

A: James, James the Less, Judas Thaddaeus, Judas Iscariot, John, Andrew, Bartholomew, Matthew, Peter, Phillip, Thomas, Simon



Q: What is the major division of the Bible?

A: Old Testament, New Testament

Q: The O.T. is about _____
The N.T. is about _____

A: Time before Jesus, Time after Jesus

Q: What are preachers call in the Old Testament?

A: Prophets

Q: Those in care of the Temple are called?

A: Priests

Q: What were the students of Jesus called?

A: Disciples

Q: What were the messengers of Jesus called?

A: Apostles

Q: How many messengers were there at first?

A: 12

Q: Name them.

A: James, James the Less, Judas Thaddaeus, Judas Iscariot, John, Andrew, Bartholomew, Matthew, Peter, Phillip, Thomas, Simon



Q: What is the major division of the Bible?

A: Old Testament, New Testament

Q: The O.T. is about _____
The N.T. is about _____

A: Time before Jesus, Time after Jesus

Q: What are preachers call in the Old Testament?

A: Prophets

Q: Those in care of the Temple are called?

A: Priests

Q: What were the students of Jesus called?

A: Disciples

Q: What were the messengers of Jesus called?

A: Apostles

Q: How many messengers were there at first?

A: 12

Q: Name them.

A: James, James the Less, Judas Thaddaeus, Judas Iscariot, John, Andrew, Bartholomew, Matthew, Peter, Phillip, Thomas, Simon

MEMORIZE GOD'S WORD





Memorize God's Word

Store God's Word

Have a picture of a squirrel gathering up acorns.

Ask the class: "What do you think this squirrel is up to?" Let the children answer and then discuss how they store up food for the winter. Explain how squirrels begin early because when the storms hit and they can no longer find food, the stored food will help them to survive.

In the same way, all of us will face storms in our lives too.

We won't know what to do unless we have these Bible verses that we are storing up now.

Even our Lord Jesus used His knowledge of Scripture when He faced temptations and trials. That helped pro-

tect Him and helped Him obey His Heavenly Father. If Jesus needed to memorize Scriptures, we surely do too.

Do you understand why memorizing Scripture is important? What if you were in trouble and didn't know what to do? Or suppose you were in a place where no Bibles were available? Would you be able to remember what the Bible says? Verses you learn now will help you in the future.



Power Point

**We should
memorize
God's Word.**

MEMORY VERSE

Psalm 119:11, "I have hidden your Word in my heart that I might not sin against you."

Small Group Discussion

While your class is in the large group setting, have someone read the story "Girl Squirrel Daydreams," found on a supplement page to this lesson.

Then, break up into small groups of four or five students to discuss the story and how it applies to the lesson. Small group leaders may use the following discussion questions:

1. What did Girl Squirrel want to do instead of gathering acorns? (daydream)
2. What else did Girl Squirrel decide she wanted to do? (Become a flying squirrel.)
3. Why did Girl Squirrel not know about winter? (She was a Spring Squirrel who had never seen Winter.)
4. Why did all the other squirrels gather acorns and hide them? (So they would survive Winter)
5. How is a squirrel gathering acorns similar to us memorizing Scriptures?
6. Squirrels prepare for Winter. What do we need to prepare for?
7. Did Jesus memorize Scripture? (Yes)
8. How old was Jesus when He impressed the elders in the Temple with His knowledge of Scripture? (12 yr.)
9. Can you tell one time when Jesus quoted Scripture? (His temptation in the wilderness)
10. How many of you can quote a passage of Scripture?
11. What is the prime age for a person to memorize Scriptures? (When they are a child)

M&M Trivia Cards

The Beginning

Legend has it that, while on a trip to Spain, Forrest Mars Sr. encountered soldiers who were eating pellets of chocolate encased in a hard sugary coating. This prevented it from melting.

Inspired by this idea, Mr. Mars went back to his kitchen and invented the recipe for M&M'S Plain Chocolate Candies.

Famous Slogan

When America entered the 1950s, M&M'S Plain Chocolate Candies were quickly becoming a household word, particularly with the growth of television.

In 1954, M&M'S Peanut Chocolate Candies were introduced to the Brand's portfolio, and sales of both varieties continued to grow.

That same year, the universally loved M&M'S Brand Characters and the famous slogan, "The milk chocolate melts in your mouth—not in your hand," debuted in the initial TV advertising.

Colors Added

In 1960, M&M'S Peanut Chocolate Candies added three new colors—red, green and yellow—to the original brown color.

In 1972, the M&M'S Brand Characters first appeared on packaging, and became increasingly known through print and TV advertising, reinforcing Brand awareness. In 1976, orange was added to the M&M'S Peanut Chocolate Candies color mix.

M&Ms in Space

In June 2004, M&M's gained unexpected fame as Mike Melvill, the pilot of SpaceShipOne the world's first manned private suborbital space flight, opened up a package of the chocolate brand when he reached the border of space (100km) in order to demonstrate weightlessness as the candy floated in the cabin. Melvill chose the candies because they were both colorful, therefore showing up well on camera, and because once gravity was restored if they fell into any of the controls they could be easily crushed and not interfere with the mechanisms.

Red Brought Back

1987 was a very important year in the history of M&M'S Brand, as red was returned to the traditional color mix—due to overwhelming request from consumers.

The candies were originally made in six colors: red, orange, yellow, green, brown, and violet. (Peanut candies were made in the same colors, except violet.) In 1949, Violet was taken out of the mix and was replaced by tan. Red was eliminated in 1976 because of health concerns about the red dye amaranth (Red #2), a suspected carcinogen.

M&Ms for a New Millennium

The memorable moment of 1997 was the debut of Green, the first female M&M'S Brand Character. This multifaceted '90s woman and author has starred in a number of popular M&M'S Brand commercials. She toured the U.S. promoting her autobiography, "I Melt for No One", and quickly achieved the celebrity status of her male colleagues—Red, Yellow and Blue.

Game: M&M Candy Trivia

Create game cards from the above list.

Divide your group into teams and give each team a set of cards to study. (*Two minute time limit.*)

Now quiz each group giving points for right

answers. (*You could even give out packs of M&M candies for prizes.*)

Apply: Have fun with the game and then apply to the lesson by saying: We have demonstrated that you have good memories. If you can learn facts about candy, you can also learn God's word.

“Girl Squirrel Daydreams” by Sammy Jamison



Girl Squirrel was born in the Spring. The world around her was beautiful. She lived in a lush green forest with a carpet of green grass. There were wildflowers blooming all around her.

Her favorite thing to do was to lay down in the soft grass on a warm day and daydream.

She barely noticed how busy everyone around her was. The birds were building nests and hatching baby birds. The ants were storing up food. And the other squirrels were gathering up acorns and hiding them, but Girl Squirrel was lost in her daydreams.

One day Girl Squirrel saw a flying squirrel! He could glide gracefully from one tree branch to another. “That’s what I want to be,” thought Girl Squirrel, “I want to be a flying squirrel so I can glide through the air.”



Girl Squirrel decided that if she was going to become a flying squirrel, she would have to stop daydreaming about it and do something. So, she started to practice flying. First, she would run and jump over a stump to see how long she could stay in the air. It was fun, but she didn’t think she was really flying yet.



A bear came along and saw Girl Squirrel jumping. He said, “What are you doing Girl Squirrel?” “I am practicing so I can become a flying squirrel,” she replied. “I don’t think you can just “decide” to become a flying squirrel. Why aren’t

you busy gathering up acorns like the rest of your friends? Winter is coming.” “Winter?” questioned Girl Squirrel, “What is this Winter everyone keeps talking about?” “Oh my! You must be one of those silly Spring squirrels who has never seen Winter.” And Bear just ambled off into the woods shaking his head.

Girl Squirrel wondered what Bear meant, but she didn’t let it bother her. She had more daydreaming to do. She began to think of ways to become a flying squirrel. She could see herself sitting in her own plane. Oh yes! She could imagine herself taxiing past her friends, and they would wave at her and admire her and her new plane.



She could taxi out to the meadow and use it for a runway. After she got up speed, she would fly up up into the sky and look down on all her friends in the forest.

Then she imagined what it would be like to be the first squirrel to go up in a hot air balloon. That would be like flying. She thought of how fun it would be to be so high up in the air. She wondered what it would be like to fly over the forest that was her home.



Her daydreams were interrupted because she got very hungry. While she was up in a tree looking for some food, the flying squirrel glided onto the same branch she was sitting on. She told him, “I was just daydreaming about how much I want to be a flying squirrel and glide through the air like you.” “I have noticed that you haven’t been gathering acorns like all of your friends.” Said the flying squirrel. “I would rather just daydream,” said Girl Squirrel.

“See this acorn?” asked Flying Squirrel, “It holds the secret to all of your dreams.”



“It does? How?” asked Girl Squirrel. “You need this acorn for food. Squirrels store them up in safe places so they can survive the Winter. Our absent-minded an-

cestors would hide them in the ground and forget where they hid them, and those acorns grew into this great forest home of ours.”

After her talk with Flying Squirrel, Girl Squirrel had a whole new attitude. Now she understood why all her other friends were busy gathering up acorns. Now she wanted to gather them for herself. Then, she began to look around for a safe place to hide them.

Most of the good hiding places had been taken by other squirrels and birds by now, but Girl Squirrel finally found a hollow tree that she could hide her acorns in. She decided that she would make this hollow tree her home for the coming Winter. She could still hear Flying Squirrel warning her, “Don’t be a silly Spring Squirrel that daydreams her days away because she has never seen Winter!”



Name: _____

Date: _____

Psalm 119:11

I have hidden
your word in
my heart that
i might not sin
against
you

